

Washington-Centerville Public Library
Board of Library Trustees
April 21, 2026
Centerville Library Conference Room

Table of Contents

	<u>Page #</u>
• Board Agenda	1
• Minutes	3
• Personnel Actions	10
• Fiscal Officer's Report	
• Monthly Financial Statements	12
• Monthly Investment Report	30
• Monthly Bill List	41
• New Business	
• Policy Revisions	46
• Monthly Statistics	50

**Washington-Centerville Public Library
Board Meeting Agenda
April 21, 2026
Centerville Library Conference Room**

- 1 Call to Order - Board President**
- 2 Roll Call**
- 3 Hearing of the Public**
- 4 Committee Reports**
 - **Foundation Committee**
- 5 Director's Report**
 - **Facilities**
 - **Personnel**
 - **Collections / Programs / Services**
 - **Other**
- 6 Fiscal Officer's Report**
 - **ACTION ITEM:**
Approval of the March 17, 2026, Meeting Minutes
 - **ACTION ITEM:**
Monthly Financial Report
 - **ROLL CALL VOTE:**
Payment of April Expenditures
- 7 New/Old Business - None**
 - a. **ACTION ITEM:**
Policy Revisions
 - **Lost or Damaged Materials - Accepting Payment**
 - **Credit Card Usage - Payment of Fees and Fines**
 - **Returned Checks**
 - b. **ACTION ITEM:**
Woodbourne Exterior Panels
- 8 ACTION ITEM:**
Meeting Adjournment

Washington-Centerville Public Library
Board Meeting Agenda
April 21, 2026
Centerville Library

Upcoming Meeting Schedule

Board/Committee Meetings

Date	Meeting	Time	Location
May 19, 2026	Board of Trustees	7:00 PM	Centerville Conference Room
June 16, 2026	Board of Trustees	7:00 PM	Centerville Conference Room
July 21, 2026	Board of Trustees	7:00 PM	Centerville Conference Room
August 18, 2026	Board of Trustees	7:00 PM	Centerville Conference Room

Friends:

Date	Meeting	Time	Location
May 5, 2026	WCPL Friends Board	6:00 PM	Centerville Conference Room
June 2, 2026	WCPL Friends Board	6:00 PM	Centerville Conference Room
July 7, 2026	WCPL Friends Board	6:00 PM	Centerville Conference Room
August 4, 2026	WCPL Friends Board	7:00 PM	Centerville Conference Room

Board Minutes and Attachments

WASHINGTON-CENTERVILLE PUBLIC LIBRARY

BOARD MEETING MINUTES

March 17, 2026

CALL TO ORDER

The regular Board of Trustees meeting for March 2026 was held at the Woodbourne Library. Board President Carol Herrick called the meeting to order at 7:00 p.m.

The roll call was as follows: Mr. Bowling, **Present**; Mrs. Cline, **Present**; Mrs. Denison, **Present**; Mr. Falkner, **Absent**; Mrs. Herrick, **Present**; Mr. Nunna, **Present**; Mr. Seyer, **Present**; also Mrs. Fultz, Library Director, and Mr. Monteith, Fiscal Officer; and members of the public.

HEARING OF THE PUBLIC

Mr. Monteith stated that there was a request to speak at the meeting from Sidney Blair. However, it does not appear that Ms. Blair is here. Mr. Monteith suggested that we move on to the executive session. If Ms. Blair does arrive in that time, we can have her speak after the executive session concludes.

EXECUTIVE SESSION

Mrs. Cline moved, pursuant to ORC § 121.22(G)(1), for the purpose of considering the compensation of a public employees. Mrs. Denison seconded the motion.

The roll call vote was as follows:

Mr. Bowling	<u>Yes</u>	Mrs. Herrick	<u>Yes</u>
Mrs. Cline	<u>Yes</u>	Mr. Nunna	<u>Yes</u>
Mrs. Denison	<u>Yes</u>	Mr. Seyer	<u>Yes</u>
Mr. Falkner	<u>Absent</u>		

At 7:02 p.m., the Board entered into executive session.

At 7:28 p.m., the Board exited executive session. Board President Carol Herrick returned the meeting to open session.

HUMAN RESOURCES PRESENTATION

Mrs. Denison moved to authorize the Fiscal Officer to make corrections in the UKG system to leave accruals because of errors uncovered during the implementation process. Mr. Nunna seconded the motion.

The vote was: **Yes**: 6; **No**: 0; **Abstain**: 0

Human Resources Manager Don Salvatore then presented the 2026 merit strategy for fully and partially benefited staff subject to the merit increase process.

WASHINGTON-CENTERVILLE PUBLIC LIBRARY

BOARD MEETING MINUTES

March 17, 2026

He stated that there were eighteen employees, comprised of exempt and non-exempt staff, that participated in the performance management process this year. The proposed merit increases range from zero to 3.5 percent, with the average increase being 3.15%.

Mrs. Cline moved to approve the merit strategy for fully and partially-benefited staff subject to merit increase process. Mr. Seyer seconded the motion.

The vote was: **Yes**: 6; **No**: 0; **Abstain**: 0

Mr. Salvatore discussed the current pay ranges. He stated that the board approved pay range updates last year, with a supplemental increase in the pay ranges related to the increase in the Ohio minimum wage occurring in November. No further changes are currently necessary.

Mr. Salvatore then discussed the new positions and the necessary additions to the Organizational Chart. There are four positions that currently do not exist that will need to be added. These positions are the Systems Team Leader, Outreach Agent, Makerspace Team Leader and Business Specialist.

Mr. Nunna moved to approve the addition of these positions to the Library's Organizational Chart. Mrs. Denison seconded the motion.

The vote was: **Yes**: 6; **No**: 0; **Abstain**: 0

Mr. Monteith then stated that there was one additional item that we needed to address at this time. He stated that there was a policy within the Fiscal manual that requires that all staff be hired on an annual basis. Mr. Monteith stated that he was not aware of legal reasoning for this, at this time, but that it is still a matter of policy. He asked the board to approve rehiring of all fully benefited staff at this time.

Mrs. Cline moved to rehire all fully benefited staff, effective April 1, 2026. Mr. Nunna seconded the motion.

The vote was: **Yes**: 6; **No**: 0; **Abstain**: 0

COMMITTEE REPORTS

The Foundation Committee reported that the tentative date for the Gala will be August 22, 2026. The public grand opening will occur on August 30, 2026.

WASHINGTON-CENTERVILLE PUBLIC LIBRARY

BOARD MEETING MINUTES

March 17, 2026

DIRECTOR'S REPORT

- **FACILITIES**
 - Centerville Library
 - Phase 1 reopened Monday, March 16
 - Punchlist items
 - Furniture delays
 - Woodbourne Library
 - Exterior panels
 - Legacy Administration Building

- **COLLECTIONS/SERVICES/PROGRAMS**
 - Express movies discontinued
 - CD format (music and audiobooks) only available at Woodbourne
 - Creativity Commons usage statistics
 - Appointments more accurate reflection of use – up nearly 40% for January and February 2026 over same months 2025
 - SearchOhio – still work in progress

- **OTHER**
 - OLC Trustee Luncheon – April 6, 11:00-1:00 at Midpointe West Chester

FISCAL OFFICER'S REPORT

- a. Approval of the February 17, 2026 Meeting Minutes

Mrs. Denison moved for the approval of the February 17, 2026 Meeting Minutes. Mr. Nunna seconded the motion.

The vote was: **Yes**: 4; **No**: 0; **Abstain**: 2 (Seyer, Herrick)

The motion is approved.

- b. Mr. Monteith presented the monthly financial report for February 2026, including the financial statements (Cash Position, Revenue Summary, Revenue Budget Statement, Expense Summary and General Fund Expense Budget Statement), Notes to the Financial Statements, February 2026 Bank Reconciliation, Monthly Investment Report and Personnel Items for the board's review and approval.

Mr. Nunna moved to approve the monthly financial report, monthly investment report and bank reconciliation. Mr. Seyer seconded the motion.

WASHINGTON-CENTERVILLE PUBLIC LIBRARY

BOARD MEETING MINUTES

March 17, 2026

The vote was: **Yes**: 6; **No**: 0; **Abstain**: 0

The motion is approved.

c. Payment of March 2026 Expenditures

Mr. Monteith presented the check register for the period of February 17 through March 17, 2026.

Mr. Nunna moved to approve the payment of expenditures, and Mrs. Cline seconded the motion.

The roll call vote was as follows:

Mr. Bowling	<u>Yes</u>	Mrs. Herrick	<u>Yes</u>
Mrs. Cline	<u>Yes</u>	Mr. Nunna	<u>Yes</u>
Mrs. Denison	<u>Yes</u>	Mr. Seyer	<u>Yes</u>
Mr. Falkner	<u>Absent</u>		

The motion is approved.

NEW/OLD BUSINESS

a. Approval of Insurance Renewal

Mr. Monteith stated that the premiums are increasing by \$2,900 over the amount last year. He stated that the increase is, in part, due to the new cyber program being offered this year due to the cybersecurity requirements within HB96.

Mr. Monteith stated that he recommends the renewal of the insurance for the period of April 14, 2026 to April 14, 2027.

Mrs. Denison moved for the approval of the insurance renewal. Mr. Nunna seconded the motion.

The vote was: **Yes**: 6; **No**: 0; **Abstain**: 0

The motion is approved.

WASHINGTON-CENTERVILLE PUBLIC LIBRARY

BOARD MEETING MINUTES

March 17, 2026

ADJOURNMENT

Mr. Nunna moved to adjourn the meeting at 8:20 p.m. Mrs. Cline seconded the motion.

The vote was: **Yes**: 6; **No**: 0; **Abstain**: 0

The motion to adjourn is approved.

President

Fiscal Officer

Personnel Actions

Washington-Centerville Public Library
Personnel Action Appendix
April 21, 2026

Hiring

- None

Promotions

- None

End of Provisionary

- None

Change in Status

- None

Retirement

- None

Resignation/Termination

- None

Fiscal Officer's Report

**Washington-Centerville Public Library
Monthly Cash Position
For the Month Ended March 31, 2026**

Fund	Monthly Beginning Balance	Revenue	Expenditures	Ending Balance
General Fund	\$ 10,508,961.71	\$ 335,634.84	\$ 610,190.98	\$ 10,234,405.57
Unclaimed Funds	2,089.13	335.92	0.00	2,425.05
LSTA Grant	20,640.00	0.00	0.00	20,640.00
Special Operating Fund	3,750,186.25	0.00	0.00	3,750,186.25
Building Fund	3,414,764.55	0.00	241,604.57	3,173,159.98
Perm. Imp. Fund-IIs	568,950.30	0.00	0.00	568,950.30
Perm. Imp. Fund-Reference/Info	662,069.11	0.00	0.00	662,069.11
Dorothy R. Yeck Good Life End	152.49	0.00	0.00	152.49
Payroll Clearing Fund	28,936.11	91,472.54	91,709.23	28,699.42
	\$ 18,956,749.65	\$ 427,443.30	\$ 943,504.78	\$ 18,440,688.17

1

**Washington-Centerville Public Library
YTD Cash Position
For the Month Ended March 31, 2026**

Fund	Beginning Balance	Revenue	Expenditures	Ending Balance
General Fund	\$ 9,463,486.56	\$ 3,325,163.70	\$ 2,554,244.69	\$ 10,234,405.57
Unclaimed Funds	2,089.13	335.92	0.00	2,425.05
LSTA Grant	0.00	20,640.00	0.00	20,640.00
Special Operating Fund	3,750,186.25	0.00	0.00	3,750,186.25
Building Fund	3,953,560.78	0.00	780,400.80	3,173,159.98
Perm. Imp. Fund-IIs	568,950.30	0.00	0.00	568,950.30
Perm. Imp. Fund-Reference/Info	674,933.99	0.00	12,864.88	662,069.11
Dorothy R. Yeck Good Life End	214.22	175.00	236.73	152.49
Payroll Clearing Fund	15,189.05	309,397.00	295,886.63	28,699.42
	\$ 18,428,610.28	\$ 3,655,711.62	\$ 3,643,633.73	\$ 18,440,688.17

2

Washington-Centerville Public Library
Monthly Cash Reconciliation
For the Month Ended March 31, 2026

Bank Balances:	
US Bank	\$ 1,099,113.78
Dayton Foundation	5,470.00
Paypal	100.00
Total Cash Accounts	1,104,683.78
Investments:	
RedTree Investments	10,430,356.14
StarOhio	6,991,721.43
Total Investment Accounts	17,422,077.57
Total Bank Balances	18,526,761.35
Deposits-in-Transit	\$963.63
Unposted Payments	\$27.97
Outstanding Checks	(\$87,064.78)
Adjusted Bank Balances	18,440,688.17
Book Balance (from Cash Position)	18,440,688.17
Difference	\$ -

See detail in separate attachment

Washington-Centerville Public Library
Monthly Revenue Statement
For the Month Ended March 31, 2026

101 - General Fund	Budget	Month Revenue	YTD Revenue	Percent
Public Library Fund	\$ 3,207,117.00	\$ 267,055.08	\$ 793,293.16	24.74%
General Property Taxes	4,811,633.00	-	2,313,015.27	48.07%
Property Tax Rollback	610,000.00	-	-	0.00%
Grants - Federal, State & Local	-	-	-	0.00%
Patron Fines & Fees	22,500.00	2,527.87	7,078.76	31.46%
Copier Income	21,000.00	3,975.18	9,014.48	42.93%
Program Fees	5,000.00	-	8,920.00	178.40%
Passport Execution Fees	25,000.00	2,889.25	8,139.25	32.56%
Passport Photos	5,500.00	560.00	1,760.00	32.00%
Patron Supplies	27,500.00	2,557.92	6,791.07	24.69%
Interest Income	575,000.00	53,704.53	154,688.35	26.90%
Donations	22,500.00	141.67	19,179.24	85.24%
Refunds & Reimbursements	9,000.00	117.00	198.00	2.20%
Miscellaneous-Other	200.00	2,106.34	3,086.12	1543.06%
Transfer In	-	-	-	0.00%
Total Receipts-General Fund	\$ 9,341,950.00	\$ 335,634.84	\$ 3,325,163.70	35.59%

102 - Unclaimed Funds	Budget	Month Revenue	YTD Revenue	Percent
Refunds	\$ 400.00	\$ 335.92	\$ 335.92	83.98%
Transfer To Unclaimed	-	-	-	0.00%
Total Receipts-Unclaimed Funds	\$ 400.00	\$ 335.92	\$ 335.92	83.98%

204 - LSTA Grant	Budget	Month Revenue	YTD Revenue	Percent
Grants - Federal, State & Local	\$ 20,000.00	\$ -	\$ 20,640.00	103.20%
Miscellaneous-Other	\$ -	\$ -	\$ -	0.00%
Transfer In	\$ 10,000.00	\$ -	\$ -	0.00%
Total Receipts-LSTA Grant	\$ 30,000.00	\$ -	\$ 20,640.00	103.20%

205 - Special Operating Fund	Budget	Month Revenue	YTD Revenue	Percent
Transfer To Special Operating	\$ -	\$ -	\$ -	0.00%
Total Receipts-Special Operating Fund	\$ -	\$ -	\$ -	0.00%

Washington-Centerville Public Library
Monthly Revenue Statement
For the Month Ended March 31, 2026

401 - Building Fund	Budget	Month Revenue	YTD Revenue	Percent
Transfers To Building Fund	\$ 1,500,000.00	\$ -	\$ -	0.00%
Total Receipts-Building Fund	\$ 1,500,000.00	\$ -	\$ -	0.00%
450 - Perm. Improvement - ILS Fund	Budget	Month Revenue	YTD Revenue	Collected Percent
Transfers To PI - ILS	\$ -	\$ -	\$ -	0.00%
Total Receipts-Perm. Imp. - ILS Fund	\$ -	\$ -	\$ -	0.00%
451 - Perm. Improvement - Technology Fund	Budget	Month Revenue	YTD Revenue	Collected Percent
Transfers To PI - Technology	\$ -	\$ -	\$ -	0.00%
Total Perm. Imp. Fund-Technology	\$ -	\$ -	\$ -	0.00%
898 - Yeck GLA Fund	Budget	Month Revenue	YTD Revenue	Percent
Yeck Donations-Restricted	\$ 4,800.00	\$ -	\$ 175.00	3.65%
Total Yeck Good Life Endowment	\$ 4,800.00	\$ -	\$ 175.00	3.65%
999 - Payroll Clearing Fund	Budget	Month Revenue	YTD Revenue	Percent
Clearing Revenue	\$ -	\$ 91,472.54	\$ 309,397.00	0.00%
Total Payroll Clearing Fund	\$ -	\$ 91,472.54	\$ 309,397.00	0.00%
Grand Total Receipts	\$ 10,877,150.00	\$ 427,443.30	\$ 3,655,711.62	33.61%

See Notes to the Financial Report

**Washington-Centerville Public Library
Revenue Budget Statement - General Fund
For the Month Ended March 31, 2026**

101 - General Fund	Monthly Estimated Revenue	Monthly Revenue	Favorable/ (Unfavorable)	YTD Estimated Revenue	YTD Revenue	Favorable/ (Unfavorable)	
Public Library Fund	\$ 267,127.22	\$ 267,055.08	\$ (72.14)	\$ 793,507.38	\$ 793,293.16	\$ (214.22)	1
General Property Taxes	0.00	0.00	0.00	2,137,398.30	2,313,015.27	175,616.97	2
Property Tax Rollback	0.00	0.00	0.00	0.00	0.00	0.00	
Federal Grants	0.00	0.00	0.00	0.00	0.00	0.00	
Local Grants	0.00	0.00	0.00	0.00	0.00	0.00	
Patron Fines & Fees	2,215.42	2,527.87	312.45	7,260.18	7,078.76	(181.42)	
Copier, Fax and Printing	1,966.50	3,975.18	2,008.68	5,460.30	9,014.48	3,554.18	
Program Fees	0.00	0.00	0.00	5,000.00	8,920.00	3,920.00	
Passport Execution Fees	2,250.00	2,889.25	639.25	7,500.00	8,139.25	639.25	
Passport Photos	495.00	560.00	65.00	1,650.00	1,760.00	110.00	
Patron Supplies	1,938.33	2,557.92	619.59	5,023.75	6,791.07	1,767.32	
Interest Income	47,000.00	53,704.53	6,704.53	143,000.00	154,688.35	11,688.35	3
Donations	175.00	141.67	(33.33)	18,700.00	19,179.24	479.24	
Refunds & Reimbursements	180.00	117.00	(63.00)	2,520.00	198.00	(2,322.00)	
Miscellaneous-Other	16.67	2,106.34	2,089.67	50.00	3,086.12	3,036.12	
Transfer In	0.00	0.00	0.00	0.00	0.00	0.00	
TOTAL GENERAL FUND	\$ 323,364.15	\$ 335,634.84	\$ 12,270.69	\$ 3,127,069.90	\$ 3,325,163.70	\$ 198,093.80	

See Notes to the Financial Report

**Washington-Centerville Public Library
General Fund Expenditures
For the Month Ended March 31, 2026**

Description	Budget	MTD Expense	YTD Expense	Encumbrance	Unencumbered Balance	Combined Expended
PERSONAL SERVICES						
Salaries						
Manager/Director	\$ 706,500.00	\$ 51,157.20	\$ 178,979.10	\$ -	\$ 527,520.90	25.33%
Team Leaders & Liaisons	798,000.00	45,917.38	161,129.15	-	636,870.85	20.19%
Library Specialists	838,163.20	62,445.98	217,024.74	-	621,138.46	25.89%
Technical Assistants	156,000.00	11,332.80	39,664.80	-	116,335.20	25.43%
Customer Service Assistants	393,836.80	27,311.10	95,594.69	-	298,242.11	24.27%
Substitutes	53,000.00	1,586.59	5,543.03	-	47,456.97	10.46%
Fiscal Officer	117,000.00	8,801.60	30,475.07	-	86,524.93	26.05%
Administrative Support	618,500.00	38,281.23	131,818.25	-	486,681.75	21.31%
Facilities Manager	86,000.00	6,465.05	22,431.25	-	63,568.75	26.08%
Facilities Assistant/Driver	32,500.00	2,934.00	8,449.92	-	24,050.08	26.00%
Library Aides	237,000.00	6,932.38	24,819.40	-	212,180.60	10.47%
Shelving Assistants	130,000.00	6,497.82	21,761.99	-	108,238.01	16.74%
Salaries Total:	4,166,500.00	269,663.13	937,691.39	-	3,228,808.61	22.51%
Retirement						
Retirement	583,650.00	37,520.91	112,344.68	-	471,305.32	19.25%
Retirement Total:	583,650.00	37,520.91	112,344.68	-	471,305.32	19.25%
Insurance						
Health Insurance	595,300.00	44,572.16	133,716.48	434,983.52	26,600.00	95.53%
Health Savings Account	104,733.48	7,265.09	22,162.01	75,897.99	6,673.48	93.63%
Dental Insurance	28,841.21	1,951.90	5,819.08	21,847.13	1,175.00	95.93%
Medicare	60,919.50	3,525.07	12,375.63	-	48,543.87	20.31%
Life Insurance	4,036.83	-	248.61	3,451.39	336.83	91.66%
Worker's Compensation	6,200.00	-	117.00	-	6,083.00	1.89%
Insurance Total:	800,031.02	57,314.22	174,438.81	536,180.03	89,412.18	88.82%
Other Benefits						
Unemployment Benefits	5,000.00	-	-	-	5,000.00	0.00%
Other Employee Benefits	300.00	-	-	300.00	-	100.00%
Other Benefits Total:	5,300.00	-	-	300.00	5,000.00	5.66%
PERSONAL SERVICES Total:	5,555,481.02	364,498.26	1,224,474.88	536,480.03	3,794,526.11	31.70%
SUPPLIES						
General/Administrative Supplies						
Office Supplies	33,537.42	2,050.26	5,488.05	9,825.24	18,224.13	45.66%
Program Supplies	69,889.90	8,955.42	12,490.60	37,418.85	19,980.45	71.41%
Cataloging/Processing Supplies	9,165.02	7.89	1,475.32	1,863.89	5,825.81	36.43%
Small Tools/Minor Equipment	2,298.00	-	453.10	34.90	1,810.00	21.24%
Janitorial Supplies	4,208.94	324.60	480.80	325.08	3,403.06	19.15%
General/Administrative Supplies Total:	119,099.28	11,338.17	20,387.87	49,467.96	49,243.45	58.65%
Property Maintenance Supplies						
Property Maintenance Supplies	64,257.48	3,130.53	6,172.68	12,479.50	45,605.30	29.03%
Property Maintenance Supplies Total:	64,257.48	3,130.53	6,172.68	12,479.50	45,605.30	29.03%
Vehicle Fuel & Supplies						
Vehicle Fuel	1,260.02	69.62	171.81	638.15	450.06	64.28%
Vehicle Supplies	514.41	-	-	-	514.41	0.00%
Vehicle Fuel & Supplies Total:	1,774.43	69.62	171.81	638.15	964.47	45.65%
Supplies Purchased for Resale						
Supplies Purchased for Resale	71,568.74	4,887.25	9,129.73	17,646.60	44,792.41	37.41%
Supplies Purchased for Resale Total:	71,568.74	4,887.25	9,129.73	17,646.60	44,792.41	37.41%
SUPPLIES Total:	256,699.93	19,425.57	35,862.09	80,232.21	140,605.63	45.23%

**Washington-Centerville Public Library
General Fund Expenditures
For the Month Ended March 31, 2026**

Description	Budget	MTD Expense	YTD Expense	Encumbrance	Unencumbered Balance	Combined Expended
CONTRACT SERVICES						
Travel & Meeting						
Mileage	10,450.00	419.49	910.64	7,889.36	1,650.00	84.21%
In-House Seminars	20,600.69	-	-	-	20,600.69	0.00%
Conference/Meetings	45,884.24	1,904.82	2,566.85	12,443.51	30,873.88	32.71%
Membership Dues	6,810.00	1,089.00	2,016.50	535.00	4,258.50	37.47%
Travel & Meeting Total:	83,744.93	3,413.31	5,493.99	20,867.87	57,383.07	31.48%
Communication & Printing						
Telephone Services	-	-	-	-	-	
Computer Data Line	46,013.88	1,093.50	3,265.19	41,188.69	1,560.00	96.61%
Postage	19,537.75	51.75	2,051.75	3,537.75	13,948.25	28.61%
Postage Meter Rental	3,278.05	-	425.70	2,430.40	421.95	87.13%
Copiers	26,500.00	2,613.32	4,432.06	15,567.94	6,500.00	75.47%
Security Alarm	14,010.00	-	834.00	9,696.00	3,480.00	75.16%
Legal Advertisements	1,000.00	-	-	-	1,000.00	0.00%
Marketing & Advertising	24,322.88	150.00	734.66	6,988.22	16,600.00	31.75%
Printing & Publications	82,719.16	2,805.19	4,753.78	10,818.94	67,146.44	18.83%
Communication & Printing Total:	217,381.72	6,713.76	16,497.14	90,227.94	110,656.64	49.10%
Property Maintenance Services						
Building/Site Repair	148,299.27	19,978.33	39,446.91	46,576.65	62,275.71	58.01%
Equipment & Furniture Repair	5,732.71	-	570.14	3,880.55	1,282.02	77.64%
Grounds & Snow Removal	136,404.00	5,874.94	30,685.94	37,439.06	68,279.00	49.94%
Janitorial Services	252,439.97	12,577.88	41,241.35	151,205.08	59,993.54	76.23%
Trash Services	20,854.91	1,108.23	4,072.04	12,912.07	3,870.80	81.44%
Property Maintenance Services Total:	563,730.86	39,539.38	116,016.38	252,013.41	195,701.07	65.28%
Insurance						
Property Insurance	40,179.75	-	-	38,560.75	1,619.00	95.97%
Insurance Total:	40,179.75	-	-	38,560.75	1,619.00	95.97%
Utilities						
Electricity	152,462.77	5,807.72	38,574.59	94,088.18	19,800.00	87.01%
Natural Gas	54,048.77	5,099.07	19,368.50	28,780.27	5,900.00	89.08%
Water/Sewer	18,746.82	1,266.96	2,345.21	10,540.28	5,861.33	68.73%
Utilities Total:	225,258.36	12,173.75	60,288.30	133,408.73	31,561.33	85.99%
Professional Services						
Speaker & Program Stipends	22,650.00	1,055.00	1,760.00	7,520.00	13,370.00	40.97%
Art & Other Exhibits	5,350.00	-	-	-	5,350.00	0.00%
Architect & Engineering Services	-	-	-	-	-	
Accounting & Auditing Services	3,000.00	30.43	30.43	-	2,969.57	1.01%
Legal Services - General	5,400.00	-	300.00	600.00	4,500.00	16.67%
Legal Services - Employment	69,628.75	4,425.80	39,633.30	14,792.50	15,202.95	78.17%
Tax Collection Fees	70,000.00	-	-	-	70,000.00	0.00%
Banking Fees	18,388.07	2,018.95	7,176.56	11,034.52	176.99	99.04%
Benefits Administration	6,125.00	134.38	461.88	3,738.12	1,925.00	68.57%
Other Professional Services	6,431.40	-	-	2,420.00	4,011.40	37.63%
Professional Services Total:	206,973.22	7,664.56	49,362.17	40,105.14	117,505.91	43.23%
Software Maintenance						
Software Maintenance	475,754.04	1,547.99	232,878.54	30,940.99	211,934.51	55.45%
Software Maintenance Total:	475,754.04	1,547.99	232,878.54	30,940.99	211,934.51	55.45%

**Washington-Centerville Public Library
General Fund Expenditures
For the Month Ended March 31, 2026**

Description	Budget	MTD Expense	YTD Expense	Encumbrance	Unencumbered Balance	Combined Expended
Other Contract Services						
Temporary Contract Services	61,855.00	2,440.40	3,310.90	10,689.10	47,855.00	22.63%
Online Services	237,698.33	2,374.87	92,866.77	85,296.79	59,534.77	74.95%
Collection Development Services	3,000.00	-	2,400.00	-	600.00	80.00%
Other Contract Services Total:	302,553.33	4,815.27	98,577.67	95,985.89	107,989.77	64.31%
CONTRACT SERVICES Total:	2,115,576.21	75,868.02	579,114.19	702,110.72	834,351.30	60.56%
LIBRARY MATERIALS						
New Books						
New Books	616,063.24	9,538.83	49,160.36	325,733.42	241,169.46	60.85%
Standing Orders/Continuations	-	-	-	-	-	
Book Rentals	72,687.50	117.65	354.90	67,743.25	4,589.35	93.69%
New Books Total:	688,750.74	9,656.48	49,515.26	393,476.67	245,758.81	64.32%
Periodicals						
Periodicals	20,000.00	133.82	647.64	902.36	18,450.00	7.75%
Periodicals Total:	20,000.00	133.82	647.64	902.36	18,450.00	7.75%
Audio-Visual Materials						
Movies	107,893.20	5,032.51	22,156.37	36,686.00	49,050.83	54.54%
Read Along Audiobooks	41,000.00	585.44	7,665.32	11,771.57	21,563.11	47.41%
Pre-Loaded Learning Tablets	48,500.00	-	5,050.35	17,000.00	26,449.65	45.46%
Audiobooks	18,412.28	1,665.58	4,354.28	6,117.04	7,940.96	56.87%
Other Audio-Visual Materials	23,532.59	511.02	625.41	988.98	21,918.20	6.86%
Audio-Visual Materials Total:	239,338.07	7,794.55	39,851.73	72,563.59	126,922.75	46.97%
Online Subscriptions						
Online Subscriptions	111,500.00	3,808.00	46,455.38	6,462.00	58,582.62	47.46%
Online Subscriptions Total:	111,500.00	3,808.00	46,455.38	6,462.00	58,582.62	47.46%
Inter-Library Delivery Service						
Search Ohio Delivery	14,000.00	-	-	-	14,000.00	0.00%
Inter-Library Delivery Service Total:	14,000.00	-	-	-	14,000.00	0.00%
Electronic Materials						
eBooks	476,433.59	1,611.89	373,535.93	94,821.74	8,075.92	98.30%
Digital Music Services	42,000.00	-	-	-	42,000.00	0.00%
Digital Video Services	242,449.91	17,096.64	54,144.10	178,463.78	9,842.03	95.94%
Rokus	17,050.96	6,020.46	11,009.19	4,993.15	1,048.62	93.85%
Electronic Materials Total:	777,934.46	24,728.99	438,689.22	278,278.67	60,966.57	92.16%
Other Library Materials						
Culture Pass	11,000.00	2,000.00	3,480.00	20.40	7,499.60	31.82%
Mobile Hotspots	21,400.58	937.74	2,839.60	10,560.98	8,000.00	62.62%
Special Learning Kits	18,621.31	991.12	2,180.30	10,029.89	6,411.12	65.57%
Board Game Collection	13,119.88	539.56	2,031.57	8,088.31	3,000.00	77.13%
Other Library Materials Total:	64,141.77	4,468.42	10,531.47	28,699.58	24,910.72	61.16%
LIBRARY MATERIALS Total:	1,915,665.04	50,590.26	585,690.70	780,382.87	549,591.47	71.31%
CAPITAL OUTLAY						
Land Improvements						
Land Improvements	3,300.00	-	2,887.40	412.60	-	100.00%
Land Improvements Total:	3,300.00	-	2,887.40	412.60	-	100.00%

**Washington-Centerville Public Library
General Fund Expenditures
For the Month Ended March 31, 2026**

Description	Budget	MTD Expense	YTD Expense	Encumbrance	Unencumbered Balance	Combined Expended
Furniture & Equipment						
Furniture & Equipment	35,918.42	1,439.93	1,439.93	1,387.28	33,091.21	7.87%
Computer Hardware & Software	271,029.60	86,848.41	111,090.72	26,920.89	133,017.99	50.92%
Furniture & Equipment Total:	<u>306,948.02</u>	<u>88,288.34</u>	<u>112,530.65</u>	<u>28,308.17</u>	<u>166,109.20</u>	<u>45.88%</u>
CAPITAL OUTLAY Total:	<u>310,248.02</u>	<u>88,288.34</u>	<u>115,418.05</u>	<u>28,720.77</u>	<u>166,109.20</u>	<u>46.46%</u>
OTHER EXPENDITURES						
Library Membership & Dues						
Organizational Dues	250.00	-	-	-	250.00	0.00%
Trustee Dues	14,000.00	11,305.00	11,865.00	695.00	1,440.00	89.71%
Library Membership & Dues Total:	<u>14,250.00</u>	<u>11,305.00</u>	<u>11,865.00</u>	<u>695.00</u>	<u>1,690.00</u>	<u>88.14%</u>
Taxes & Assessments						
Real Estate Taxes	-	-	-	-	-	
State Sales Tax	4,295.21	215.53	1,583.76	1,711.45	1,000.00	76.72%
Taxes & Assessments Total:	<u>4,295.21</u>	<u>215.53</u>	<u>1,583.76</u>	<u>1,711.45</u>	<u>1,000.00</u>	<u>76.72%</u>
Refunds & Reimbursements						
Patron Refunds	1,500.00	-	236.02	1,163.98	100.00	93.33%
Refunds & Reimbursements Total:	<u>1,500.00</u>	<u>-</u>	<u>236.02</u>	<u>1,163.98</u>	<u>100.00</u>	<u>93.33%</u>
OTHER EXPENDITURES Total:	<u>20,045.21</u>	<u>11,520.53</u>	<u>13,684.78</u>	<u>3,570.43</u>	<u>2,790.00</u>	<u>86.08%</u>
CONTINGENCY						
Contingency						
Contingency	150,000.00	-	-	-	150,000.00	0.00%
Contingency Total:	<u>150,000.00</u>	<u>-</u>	<u>-</u>	<u>-</u>	<u>150,000.00</u>	<u>0.00%</u>
CONTINGENCY Total:	<u>150,000.00</u>	<u>-</u>	<u>-</u>	<u>-</u>	<u>150,000.00</u>	<u>0.00%</u>
TRANSFERS AND OTHER						
Transfers Out						
Transfers Out	1,510,000.00	-	-	-	1,510,000.00	0.00%
Transfers Out Total:	<u>1,510,000.00</u>	<u>-</u>	<u>-</u>	<u>-</u>	<u>1,510,000.00</u>	<u>0.00%</u>
TRANSFERS AND OTHER Total:	<u>1,510,000.00</u>	<u>-</u>	<u>-</u>	<u>-</u>	<u>1,510,000.00</u>	<u>0.00%</u>
General Fund Total:	<u>11,833,715.43</u>	<u>610,190.98</u>	<u>2,554,244.69</u>	<u>2,131,497.03</u>	<u>7,147,973.71</u>	<u>39.60%</u>

See Notes to the Financial Report

**Washington-Centerville Public Library
Capital Project Funds Expenditures
For the Month Ended March 31, 2026**

Description	Budget	MTD Expense	YTD Expense	Encumbrance	Unencumbered Balance	Combined Expended
Contract Services						
Communication & Printing						
Legal Advertisements	500.00	-	-	-	500.00	0.00%
Communication & Printing Total:	500.00	-	-	-	500.00	0.00%
Property Maintenance Services						
Site Preparation	20,200.00	-	-	10,200.00	10,000.00	50.50%
Property Maintenance Services Total:	20,200.00	-	-	10,200.00	10,000.00	50.50%
Liability Insurance						
Property Insurance	2,500.00	-	-	-	2,500.00	0.00%
Liability Insurance Total:	2,500.00	-	-	-	2,500.00	0.00%
Professional Services						
Architect & Engineering Services	312,868.73	2,755.50	14,523.83	99,344.90	199,000.00	36.40%
Legal Services	1,219.90	-	-	1,219.90	-	100.00%
Other Professional Services	1,000.00	883.25	883.25	116.75	-	100.00%
Professional Services Total:	315,088.63	3,638.75	15,407.08	100,681.55	199,000.00	36.84%
Other Contract Services						
Temporary Contract Services	40,173.80	27,888.50	31,887.50	8,286.30	-	100.00%
Other Contract Services Total:	40,173.80	27,888.50	31,887.50	8,286.30	-	100.00%
CONTRACT SERVICES Total:	378,462.43	31,527.25	47,294.58	119,167.85	212,000.00	43.98%
Capital Outlay						
Land Improvements						
Land Improvements	-	-	-	-	-	-
Land Improvements Total:	-	-	-	-	-	-
Buildings						
Buildings	-	-	-	-	-	-
Buildings Total:	-	-	-	-	-	-
Building Improvements						
Building Improvements	3,205,676.15	159,741.08	679,022.24	1,926,653.91	600,000.00	81.28%
Building Improvements Total:	3,205,676.15	159,741.08	679,022.24	1,926,653.91	600,000.00	81.28%
Furniture & Equipment						
Furniture & Equipment	867,423.60	50,336.24	54,083.98	477,666.11	335,673.51	61.30%
Computer Hardware & Software	186,292.65	-	12,864.88	71,743.75	101,684.02	45.42%
Furniture & Equipment Total:	1,053,716.25	50,336.24	66,948.86	549,409.86	437,357.53	58.49%
CAPITAL OUTLAY Total:	4,259,392.40	210,077.32	745,971.10	2,476,063.77	1,037,357.53	75.65%
Capital Project Funds Total:	4,637,854.83	241,604.57	793,265.68	2,595,231.62	1,249,357.53	73.06%

See Notes to the Financial Report

**Washington-Centerville Public Library
Dorothy Yeck Good Life Award Fund Expenditures
For the Month Ended March 31, 2026**

Description	Budget	MTD Expense	YTD Expense	Encumbrance	Unencumbered Balance	Combined Expended
Supplies						
General Administrative Supplies						
Office Supplies	157.52	-	6.73	150.79	-	100.00%
Program Supplies	4,650.00	-	-	-	4,650.00	0.00%
General/Administrative Supplies Total:	4,807.52	-	6.73	150.79	4,650.00	3.28%
SUPPLIES Total:	4,807.52	-	6.73	150.79	4,650.00	3.28%
Contract Services						
Printing & Publications						
Printing & Publications	380.00	-	230.00	-	150.00	60.53%
Printing & Publications Total:	380.00	-	230.00	-	150.00	60.53%
Other Contract Services						
Temporary Contract Services	-	-	-	-	-	
Other Contract Services Total:	-	-	-	-	-	
CONTRACT SERVICES Total:	380.00	-	230.00	-	150.00	60.53%
Dorothy Yeck Good Life Award Fund Total:	5,187.52	-	236.73	150.79	4,800.00	10.98%

**Washington-Centerville Public Library
Payroll Clearing Fund
For the Month Ended March 31, 2026**

Description	Budget	MTD Expense	YTD Expense	Encumbrance	Unencumbered Balance	Combined Expended
Held for Employee Benefits						
Employee Paid Benefits	-	91,709.23	295,886.63	-	(295,886.63)	
Held for Employee Benefits Total:	-	91,709.23	295,886.63	-	(295,886.63)	
Payroll Clearing Fund Total:	-	91,709.23	295,886.63	-	(295,886.63)	
Total All Funds	16,476,757.78	943,504.78	3,643,633.73	4,726,879.44	8,106,244.61	50.80%

See Notes to the Financial Report

**Washington-Centerville Public Library
General Fund Budget vs. Actual
For the Month Ended March 31, 2026**

Description	Month			Year-to-Date		
	Budget	Actual	Favorable/ (Unfavorable)	Budget	Actual	Favorable/ (Unfavorable)
PERSONAL SERVICES						
Salaries						
Manager/Director	51,221.25	51,157.20	64.05	179,309.70	178,979.10	330.60
Team Leaders & Liaisons	57,855.00	45,917.38	11,937.62	202,532.40	161,129.15	41,403.25
Library Specialists	60,957.32	62,445.98	(1,488.66)	213,350.63	217,024.74	(3,674.11)
Technical Assistants	11,345.45	11,332.80	12.65	39,709.09	39,664.80	44.29
Customer Service Assistants	28,642.68	27,311.10	1,331.58	100,249.37	95,594.69	4,654.68
Substitutes	3,865.79	1,586.59	2,279.20	13,530.27	5,543.03	7,987.24
Fiscal Officer	8,666.67	8,801.60	(134.93)	30,333.33	30,475.07	(141.74)
Administrative Support	44,951.26	38,281.23	6,670.03	157,337.16	131,818.25	25,518.91
Facilities Manager	6,235.00	6,465.05	(230.05)	21,826.80	22,431.25	(604.45)
Facilities Assistant/Driver	2,363.64	2,934.00	(570.36)	8,272.73	8,449.92	(177.19)
Library Aides	17,286.65	6,932.38	10,354.27	60,503.28	24,819.40	35,683.88
Shelving Assistants	9,482.13	6,497.82	2,984.31	33,187.45	21,761.99	11,425.46
Salaries Total:	302,872.84	269,663.13	33,209.71	1,060,142.21	937,691.39	122,450.82
Retirement						
Retirement	44,896.15	37,520.91	7,375.24	134,688.46	112,344.68	22,343.78
Retirement Total:	44,896.15	37,520.91	7,375.24	134,688.46	112,344.68	22,343.78
Insurance						
Health Insurance	49,608.33	44,572.16	5,036.17	148,825.00	133,716.48	15,108.52
Health Savings Account	8,727.79	7,265.09	1,462.70	26,183.37	22,162.01	4,021.36
Dental Insurance	2,403.43	1,951.90	451.53	7,210.30	5,819.08	1,391.22
Medicare	5,076.63	3,525.07	1,551.56	15,229.88	12,375.63	2,854.25
Life Insurance	336.40	-	336.40	1,009.21	248.61	760.60
Worker's Compensation	516.67	-	516.67	1,550.00	117.00	1,433.00
Insurance Total:	66,669.25	57,314.22	9,355.03	200,007.76	174,438.81	25,568.95
Other Benefits						
Unemployment Benefits	-	-	-	-	-	-
Other Employee Benefits	27.27	-	27.27	54.55	-	54.55
Other Benefits Total:	27.27	-	27.27	54.55	-	54.55
PERSONAL SERVICES Total:	414,465.52	364,498.26	49,967.26	1,394,892.98	1,224,474.88	170,418.10
SUPPLIES						
General/Administrative Supplies						
Office Supplies	2,923.95	2,050.26	873.69	7,221.83	5,488.05	1,733.78
Program Supplies	6,250.24	8,955.42	(2,705.18)	13,612.27	12,490.60	1,121.67
Cataloging/Processing Supplies	749.10	7.89	741.21	2,423.11	1,475.32	947.79
Small Tools/Minor Equipment	190.91	-	190.91	579.82	453.10	126.72
Janitorial Supplies	370.66	324.60	46.06	872.97	480.80	392.17
General/Administrative Supplies Total:	10,484.87	11,338.17	(853.30)	24,709.99	20,387.87	4,322.12
Property Maintenance Supplies						
Property Maintenance Supplies	5,659.05	3,130.53	2,528.52	13,326.05	6,172.68	7,153.37
Property Maintenance Supplies Total:	5,659.05	3,130.53	2,528.52	13,326.05	6,172.68	7,153.37
Vehicle Fuel & Supplies						
Vehicle Fuel	109.10	69.62	39.48	278.15	171.81	106.34
Vehicle Supplies	46.76	-	46.76	93.53	-	93.53
Vehicle Fuel & Supplies Total:	155.86	69.62	86.24	371.68	171.81	199.87
Supplies Purchased for Resale						
Supplies Purchased for Resale	6,332.01	4,887.25	1,444.76	14,580.61	9,129.73	5,450.88
Supplies Purchased for Resale Total:	6,332.01	4,887.25	1,444.76	14,580.61	9,129.73	5,450.88
SUPPLIES Total:	22,631.79	19,425.57	3,206.22	52,988.34	35,862.09	17,126.25

**Washington-Centerville Public Library
General Fund Budget vs. Actual
For the Month Ended March 31, 2026**

Description	Month			Year-to-Date		
	Budget	Actual	Favorable/ (Unfavorable)	Budget	Actual	Favorable/ (Unfavorable)
CONTRACT SERVICES						
Travel & Meeting						
Mileage	942.57	419.49	523.08	1,966.89	910.64	1,056.25
In-House Seminars	1,872.79	-	1,872.79	3,745.58	-	3,745.58
Conference/Meetings	4,148.48	1,904.82	2,243.66	8,547.95	2,566.85	5,981.10
Membership Dues	602.05	1,089.00	(486.95)	1,391.59	2,016.50	(624.91)
Travel & Meeting Total:	7,565.88	3,413.31	4,152.57	15,652.02	5,493.99	10,158.03
Communication & Printing						
Telephone Services	-	-	-	-	-	-
Computer Data Line	4,006.27	1,093.50	2,912.77	9,957.49	3,265.19	6,692.30
Postage	1,776.16	51.75	1,724.41	3,552.32	2,051.75	1,500.57
Postage Meter Rental	186.00	-	186.00	832.90	425.70	407.20
Copiers	2,208.33	2,613.32	(404.99)	6,625.00	4,432.06	2,192.94
Security Alarm	1,047.85	-	1,047.85	2,929.69	834.00	2,095.69
Legal Advertisements	90.91	-	90.91	181.82	-	181.82
Marketing & Advertising	2,183.61	150.00	2,033.61	4,670.38	734.66	3,935.72
Printing & Publications	7,512.72	2,805.19	4,707.53	15,104.70	4,753.78	10,350.92
Communication & Printing Total:	19,011.85	6,713.76	12,298.09	43,854.29	16,497.14	27,357.15
Property Maintenance Services						
Building/Site Repair	13,113.29	19,978.33	(6,865.04)	30,279.69	39,446.91	(9,167.22)
Equipment & Furniture Repair	469.32	-	469.32	1,508.79	570.14	938.65
Grounds & Snow Removal	11,850.41	5,874.94	5,975.47	32,131.38	30,685.94	1,445.44
Janitorial Services	21,674.54	12,577.88	9,096.66	57,369.15	41,241.35	16,127.80
Trash Services	1,589.16	1,108.23	480.93	5,468.47	4,072.04	1,396.43
Property Maintenance Services Total:	48,696.72	39,539.38	9,157.34	126,757.48	116,016.38	10,741.10
Insurance						
Property Insurance	3,425.43	-	3,425.43	6,850.86	-	6,850.86
Insurance Total:	3,425.43	-	3,425.43	6,850.86	-	6,850.86
Utilities						
Electricity	12,740.66	5,807.72	6,932.94	37,796.81	38,574.59	(777.78)
Natural Gas	4,157.34	5,099.07	(941.73)	16,632.69	19,368.50	(2,735.81)
Water/Sewer	2,935.70	1,266.96	1,668.74	4,338.94	2,345.21	1,993.73
Utilities Total:	19,833.70	12,173.75	7,659.95	58,768.44	60,288.30	(1,519.86)
Professional Services						
Speaker & Program Stipends	2,014.95	1,055.00	959.95	4,515.48	1,760.00	2,755.48
Art & Other Exhibits	486.36	-	486.36	972.73	-	972.73
Architect & Engineering Services	-	-	-	-	-	-
Accounting & Auditing Services	45.45	30.43	15.02	90.91	30.43	60.48
Legal Services - General	463.64	-	463.64	1,227.27	300.00	927.27
Legal Services - Employment	3,830.80	4,425.80	(595.00)	35,151.59	39,633.30	(4,481.71)
Tax Collection Fees	-	-	-	-	-	-
Banking Fees	1,472.68	2,018.95	(546.27)	5,863.46	7,176.56	(1,313.10)
Benefits Administration	538.41	134.38	404.03	1,279.32	461.88	817.44
Other Professional Services	584.67	-	584.67	1,169.35	-	1,169.35
Professional Services Total:	9,436.96	7,664.56	1,772.40	50,270.10	49,362.17	907.93
Software Maintenance						
Software Maintenance	26,741.56	1,547.99	25,193.57	235,079.99	232,878.54	2,201.45
Software Maintenance Total:	26,741.56	1,547.99	25,193.57	235,079.99	232,878.54	2,201.45
Other Contract Services						
Temporary Contract Services	5,581.36	2,440.40	3,140.96	11,622.73	3,310.90	8,311.83
Online Services	15,340.47	2,374.87	12,965.60	99,634.12	92,866.77	6,767.35
Collection Development Services	272.73	-	272.73	545.45	2,400.00	(1,854.55)
Other Contract Services Total:	21,194.56	4,815.27	16,379.29	111,802.30	98,577.67	13,224.63
CONTRACT SERVICES Total:	155,906.66	75,868.02	80,038.64	649,035.49	579,114.19	69,921.30

**Washington-Centerville Public Library
General Fund Budget vs. Actual
For the Month Ended March 31, 2026**

Description	Month			Year-to-Date		
	Budget	Actual	Favorable/ (Unfavorable)	Budget	Actual	Favorable/ (Unfavorable)
LIBRARY MATERIALS						
New Books						
New Books	54,168.70	9,538.83	44,629.87	128,544.94	49,160.36	79,384.58
Standing Orders/Continuations	-	-	-	-	-	-
Book Rentals	363.44	117.65	245.79	1,090.31	354.90	735.41
New Books Total:	54,532.14	9,656.48	44,875.66	129,635.25	49,515.26	80,119.99
Periodicals						
Periodicals	40.00	133.82	(93.82)	80.00	647.64	(567.64)
Periodicals Total:	40.00	133.82	(93.82)	80.00	647.64	(567.64)
Audio-Visual Materials						
Movies	9,313.14	5,032.51	4,280.63	24,074.91	22,156.37	1,918.54
Read Along Audiobooks	1,230.00	585.44	644.56	9,430.00	7,665.32	1,764.68
Pre-Loaded Learning Tablets	3,516.25	-	3,516.25	12,125.00	5,050.35	7,074.65
Audiobooks	1,523.27	1,665.58	(142.31)	4,702.83	4,354.28	348.55
Other Audio-Visual Materials	2,129.38	511.02	1,618.36	4,368.16	625.41	3,742.75
Audio-Visual Materials Total:	17,712.05	7,794.55	9,917.50	54,700.90	39,851.73	14,849.17
Online Subscriptions						
Online Subscriptions	14,690.00	3,808.00	10,882.00	54,445.00	46,455.38	7,989.62
Online Subscriptions Total:	14,690.00	3,808.00	10,882.00	54,445.00	46,455.38	7,989.62
Inter-Library Delivery Service						
Search Ohio Delivery	-	-	-	-	-	-
Inter-Library Delivery Service Total:	-	-	-	-	-	-
Electronic Materials						
eBooks	9,350.75	1,611.89	7,738.86	384,668.88	373,535.93	11,132.95
Digital Music Services	-	-	-	42,000.00	-	42,000.00
Digital Video Services	40,004.24	17,096.64	22,907.60	96,979.96	54,144.10	42,835.86
Rokus	1,084.88	6,020.46	(4,935.58)	8,829.80	11,009.19	(2,179.39)
Electronic Materials Total:	50,439.86	24,728.99	25,710.87	532,478.65	438,689.22	93,789.43
Other Library Materials						
Culture Pass	4,125.00	2,000.00	2,125.00	10,312.50	3,480.00	6,832.50
Mobile Hotspots	1,859.46	937.74	921.72	4,665.46	2,839.60	1,825.86
Special Learning Kits	1,584.74	991.12	593.62	4,358.66	2,180.30	2,178.36
Board Game Collection	1,055.33	539.56	515.77	3,621.87	2,031.57	1,590.30
Other Library Materials Total:	8,624.53	4,468.42	4,156.11	22,958.49	10,531.47	12,427.02
LIBRARY MATERIALS Total:	146,038.58	50,590.26	95,448.32	794,298.30	585,690.70	208,607.60
CAPITAL OUTLAY						
Land Improvements						
Land Improvements	37.51	-	37.51	2,962.42	2,887.40	75.02
Land Improvements Total:	37.51	-	37.51	2,962.42	2,887.40	75.02
Furniture & Equipment						
Furniture & Equipment	3,254.06	1,439.93	1,814.13	6,631.90	1,439.93	5,191.97
Computer Hardware & Software	23,454.16	86,848.41	(63,394.25)	59,942.20	111,090.72	(51,148.52)
Furniture & Equipment Total:	26,708.21	88,288.34	(61,580.13)	66,574.10	112,530.65	(45,956.55)
CAPITAL OUTLAY Total:	26,745.72	88,288.34	(61,542.62)	69,536.52	115,418.05	(45,881.53)

4

**Washington-Centerville Public Library
General Fund Budget vs. Actual
For the Month Ended March 31, 2026**

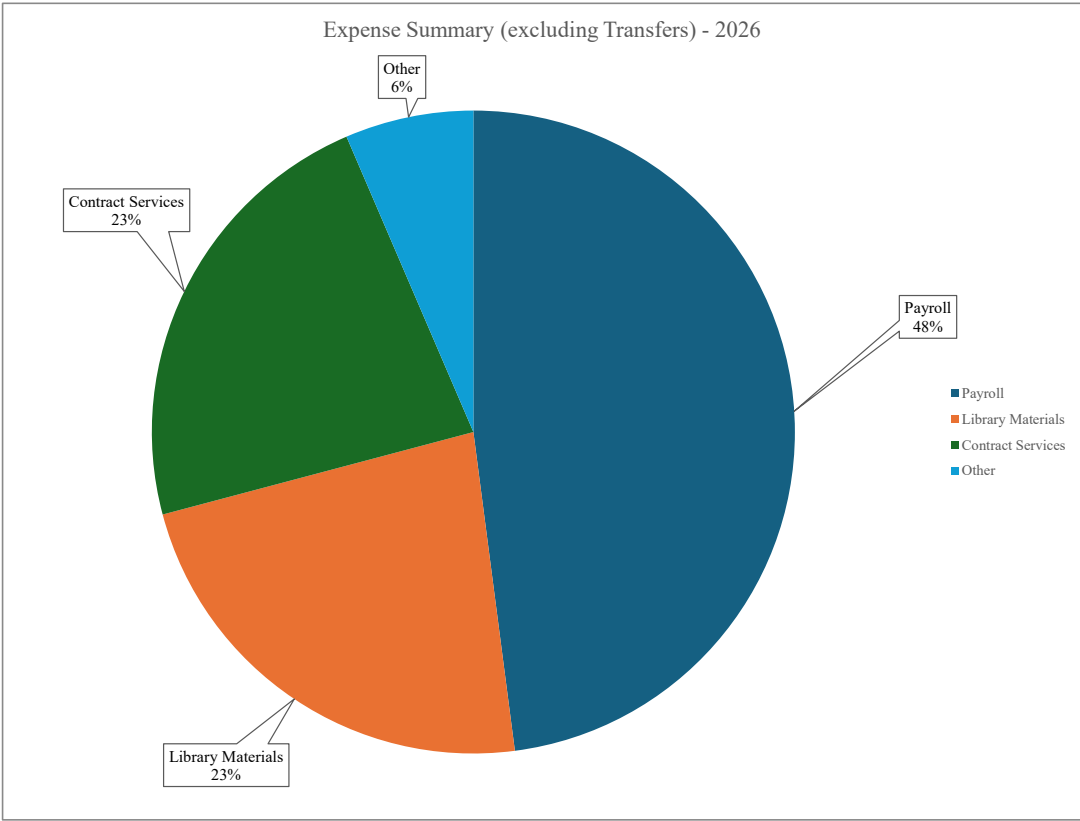
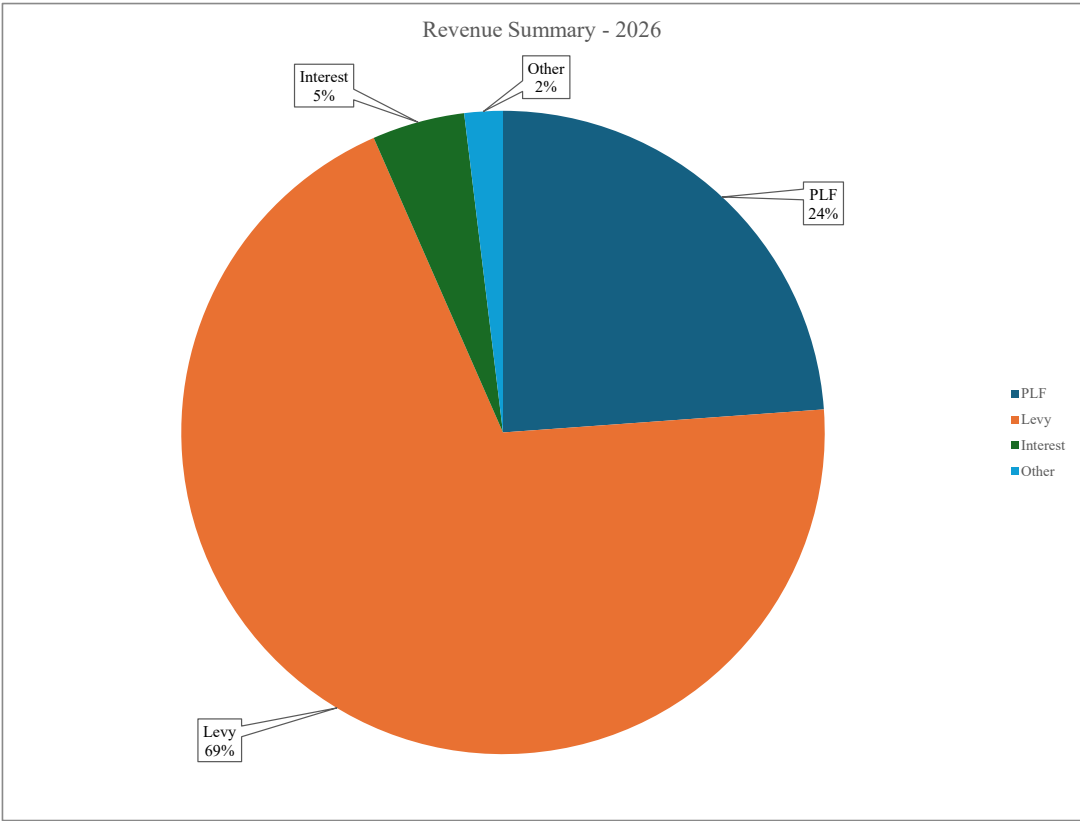
Description	Month			Year-to-Date		
	Budget	Actual	Favorable/ (Unfavorable)	Budget	Actual	Favorable/ (Unfavorable)
OTHER EXPENDITURES						
Library Membership & Dues						
Organizational Dues	22.73	-	22.73	45.45	-	45.45
Trustee Dues	-	11,305.00	(11,305.00)	560.00	11,865.00	(11,305.00)
Library Membership & Dues Total:	22.73	11,305.00	(11,282.27)	605.45	11,865.00	(11,259.55)
Taxes & Assessments						
Real Estate Taxes	-	-	-	-	-	-
State Sales Tax	276.55	215.53	61.02	1,806.30	1,583.76	222.54
Taxes & Assessments Total:	276.55	215.53	61.02	1,806.30	1,583.76	222.54
Refunds & Reimbursements						
Patron Refunds	125.00	-	125.00	375.00	236.02	138.98
Refunds & Reimbursements Total:	125.00	-	125.00	375.00	236.02	138.98
OTHER EXPENDITURES Total:	424.27	11,520.53	(11,096.26)	2,786.76	13,684.78	(10,898.02)
CONTINGENCY						
Contingency						
Contingency	-	-	-	-	-	-
Contingency Total:	-	-	-	-	-	-
CONTINGENCY Total:	-	-	-	-	-	-
TRANSFERS AND OTHER						
Transfers Out						
Transfers Out	-	-	-	-	-	-
Transfers Out Total:	-	-	-	-	-	-
TRANSFERS AND OTHER Total:	-	-	-	-	-	-
General Fund Total:	766,212.54	610,190.98	156,021.56	2,963,538.37	2,554,244.69	409,293.68

See Notes to the Financial Report

Washington-Centerville Public Library
Footnotes To The Monthly Financial Statements
For the Month Ended March 31, 2026

Year-to-Date - Last Three Years								
	Year to Date				Year to Date		2024-2026	
	2026	2025	\$ Change	% Change	2025	2024	\$ Change	% Change
GENERAL FUND:								
REVENUE								
Public Library Fund	793,293	854,284	(60,991)	-7.1%	854,284	683,023	171,261	25.1%
Operating Levy	2,313,015	2,332,341	(19,325)	-0.8%	2,332,341	2,337,780	(5,439)	-0.2%
Federal, State and Local Grants	-	-	-		-	657	(657)	-100.0%
Patron Fees, and Supplies	41,704	31,767	9,937	31.3%	31,767	42,492	(10,725)	-25.2%
Interest Income	154,688	186,312	(31,623)	-17.0%	186,312	169,272	17,040	10.1%
Donations	19,179	13,393	5,786	43.2%	13,393	19,635	(6,242)	-31.8%
Refunds/Reimbursements	198	4,069	(3,871)	-95.1%	4,069	7,020	(2,951)	-42.0%
Miscellaneous	3,086	901	2,185	242.7%	901	2	899	44932.5%
Total Revenue	3,325,164	3,423,066	(97,902)	-2.9%	3,423,066	3,259,881	163,185	5.0%
EXPENDITURES								
Salaries	937,691	935,855	1,836	0.2%	935,855	912,536	23,319	2.6%
Retirement	112,345	112,645	(300)	-0.3%	112,645	158,275	(45,630)	-28.8%
Insurance & Other Benefits	174,439	160,769	13,669	8.5%	160,769	163,802	(3,033)	-1.9%
Supplies	35,862	22,611	13,252	58.6%	22,611	34,343	(11,732)	-34.2%
Purchased / Contract Services	579,114	290,687	288,427	99.2%	290,687	462,438	(171,751)	-37.1%
Library Materials	585,691	575,042	10,649	1.9%	575,042	654,122	(79,080)	-12.1%
Capital Outlay	115,418	46,493	68,925	148.2%	46,493	34,525	11,968	34.7%
Other Expenditures	13,685	12,684	1,001	7.9%	12,684	11,149	1,535	13.8%
Transfers to Other Funds	-	-	-		-	0	0	
Total Expenditures	2,554,245	2,156,786	397,459	18.4%	2,156,786	2,431,190	(274,404)	-11.3%
Net Change in Fund Balance	770,919	1,266,280	(495,361)		1,266,280	828,691	437,589	

Budget versus Actual - Month and Year-to-Date								
	Month				Year to Date			
	Budget	Actual	\$ Favorable/ (Unfavorable)	% Favorable/ (Unfavorable)	Budget	Actual	\$ Favorable/ (Unfavorable)	% Favorable/ (Unfavorable)
GENERAL FUND:								
REVENUE								
Public Library Fund	267,127	267,055	(72)	0.0%	793,507	793,293	(214)	0.0%
Operating Levy	0	0	0		2,137,398	2,313,015	175,617	8.2%
Federal, State and Local Grants	0	0	0		0	0	0	
Patron Fees, and Supplies	8,865	12,510	3,645	41.1%	31,894	41,704	9,809	30.8%
Interest Income	47,000	53,705	6,705	14.3%	143,000	154,688	11,688	8.2%
Donations	175	142	(33)	-19.0%	18,700	19,179	479	2.6%
Refunds/Reimbursements	180	117	(63)	-35.0%	2,520	198	(2,322)	-92.1%
Miscellaneous	17	2,106	2,090	12538.0%	50	3,086	3,036	6072.2%
Total Revenue	323,364	335,635	12,271	3.8%	3,127,070	3,325,164	198,094	6.3%
EXPENDITURES								
Salaries	302,873	269,663	33,210	11.0%	1,060,142	937,691	122,451	11.6%
Retirement	44,896	37,521	7,375	16.4%	134,688	112,345	22,343	16.6%
Insurance & Other Benefits	66,697	57,314	9,382	14.1%	200,062	174,439	25,623	12.8%
Supplies	22,632	19,426	3,206	14.2%	52,988	35,862	17,126	32.3%
Purchased / Contract Services	155,907	75,868	80,039	51.3%	649,035	579,114	69,921	10.8%
Library Materials	146,039	50,590	95,448	65.4%	794,298	585,691	208,608	26.3%
Capital Outlay	26,746	88,288	(61,543)	-230.1%	69,537	115,418	(45,882)	-66.0%
Other Expenditures	424	11,521	(11,096)	-2615.4%	2,787	13,685	(10,898)	-391.1%
Contingency	0	0	0		0	0	0	
Transfers to Other Funds	0	0	0		0	0	0	
Total Expenditures	766,213	610,191	156,022	20.4%	2,963,538	2,554,245	409,294	13.8%
Net Change in Fund Balance	(442,848)	(274,556)	168,292		163,532	770,919	607,387	
Net Change in Fund Balance - Excluding Transfers	(442,848)	(274,556)	168,292		163,532	770,919	607,387	



Washington-Centerville Public Library

Footnotes To The Monthly Financial Statements

For the Month Ended March 31, 2026

Monthly and YTD Cash Position

1. Total monthly cash position is 2.7% less than the February ending balance. The only significant receipts during March were the monthly PLF and interest receipts.

2. Year-to-Date cash position is up 0.1% since the beginning of the year. The General Fund has seen an increase of 8.2%, while the Building Fund has seen a decrease of 19.7%.

Revenue Budget Statement

Overall, revenues are about 6.3% greater than budgeted amounts

1. Public Library Fund receipts are just about where we expected them to be, varying only 0.03%. However, in comparison to the prior year, we have seen a 7% decrease.

2. Property Tax receipts are about 8% greater than anticipated for the year-to-date. However, these receipts are about 1% less than the same period this year. Once the 1st Half Settlement is received, we will have better data on whether these receipts are going to continue to be under estimates.

3. Interest income is about 8.2% greater than estimates for the year-to-date. It should be noted though, that these receipts are down 17% compared to the prior year. This is due to the decreasing interest rates.

General Fund Budget vs. Actual

Overall, expenditures are 13.8% less than budgeted amounts for the year-to-date.

1. Personal services expenditures are 12.2% less than budgeted amounts for the year-to-date. This is largely due to open positions. These positions are in the process of being filled.

2. Supplies are 32% under budget for the year. General/Administrative Supplies are about 17.5% under budget for the year, but were over 8% over budget for the month. This was due to payments related to the business breakfast, seed library, button supplies, Summer Reading Club, and Erma Bombeck writing competition.

Property maintenance and supplies purchased for resale are still lagging behind estimates.

3. Contract services are nearly 11% under budget.

Utilities remain 2.6% above estimates for the year, but were 39% under budget for the month. Travel & Meeting, Property Maintenance, and Other Contract Services all lag far behind estimates for the year.

4. Library materials are about 26.3% under budget for the year. New books are 62% under budget.

Electronic materials are 17.6% under budget, with a large portion being related to digital music services which have been dropped. These amount are being reallocated, as needed.



P.O. Box 7177
Dublin, OH 43017

Return Service Requested

Client Services

- Call: 800-648-STAR (7827)
- Visit our website: www.tos.ohio.gov/star-ohio
- Funds Management
STAR Ohio
Columbus, OH 43260

Shareholder Message Center

STAR Ohio will be closed on Friday, April 3, 2026 for Good Friday. The fund will close early at 1:00 p.m. on Thursday, April 2, 2026. As a reminder, a 24 hr. advanced notification is recommended for all transactions over \$100 million. Transactions can be scheduled in advance both online and via phone.

Enhancing Security Awareness for Your Investments:

In today's digital landscape, security awareness is paramount for local governments of all sizes. To help you strengthen your defenses, we've compiled a checklist of security awareness best practices:

1. **Regular Training:** Conduct ongoing cybersecurity training for all employees, emphasizing phishing awareness and safe online practices.
2. **Multi-Factor Authentication (MFA):** Implement MFA for all financial systems to add an additional layer of security beyond passwords.
3. **Secure Access Controls:** Ensure that access to investment platforms is restricted based on roles and responsibilities, regularly reviewing permissions.
4. **Data Encryption:** Use encryption for sensitive data both in transit and at rest, protecting it from unauthorized access.
5. **Incident Response Plan:** Develop and regularly update an incident response plan to address potential security breaches swiftly and effectively.
6. **Regular Software Updates:** Keep all software, including firewalls and anti-virus programs, up to date to defend against vulnerabilities.
7. **Monitor Transactions:** Regularly review and monitor transactions for unusual activity, enabling quick detection of potential fraud.
8. **Secure Communication Channels:** Utilize secure methods for communication regarding sensitive financial information, avoiding unsecured emails.

Most importantly, if you believe your account or credentials may have been compromised in any way (including a direct compromise or through a cybersecurity or phishing incident), please contact STAR Ohio at 1.800.648.STAR (7827) to have your account(s) flagged to monitor any suspicious activity.

ACCOUNT SUMMARY

Funds	Total Shares	Share Price	Share Value
STAR Ohio	6,991,721.430	\$1.0000	\$6,991,721.43

DISTRIBUTION SUMMARY

Funds	YTD Earnings	Reinvestment Option
	Income	Income
STAR Ohio	\$66,749.77	Reinvest

TRANSACTIONS

STAR Ohio Account Number: 30182

30 Day Yield = 3.79%

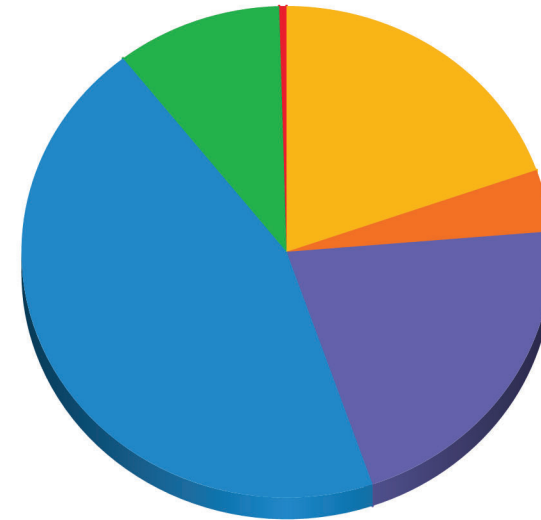
Date	Transaction Type	To/From Account Number	Shares	Share Price	Gross Amount	Share Value
	Beginning Shares Balance		6,969,308.480	\$1.00		\$6,969,308.48
03/31/2026	Income Dividend Reinvestment		22,412.950	\$1.00	\$22,412.95	6,991,721.43
	Closing Balance		6,991,721.430	\$1.00		\$6,991,721.43

Monthly Activity Summary

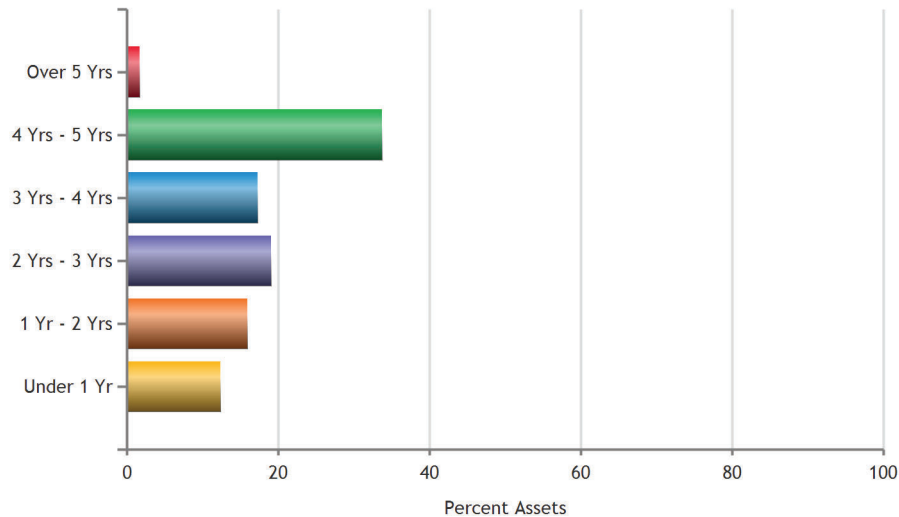
Since 3/1/2026

Beginning Book Value	10,399,998.27
Contributions	0.00
Withdrawals	0.00
Prior Month Management Fees	-880.74
Prior Month Custody Fees	-52.97
Realized Gains/Losses	0.00
Gross Interest Earnings	31,291.58
Ending Book Value	10,430,356.14

Portfolio Allocation as of 3/31/2026

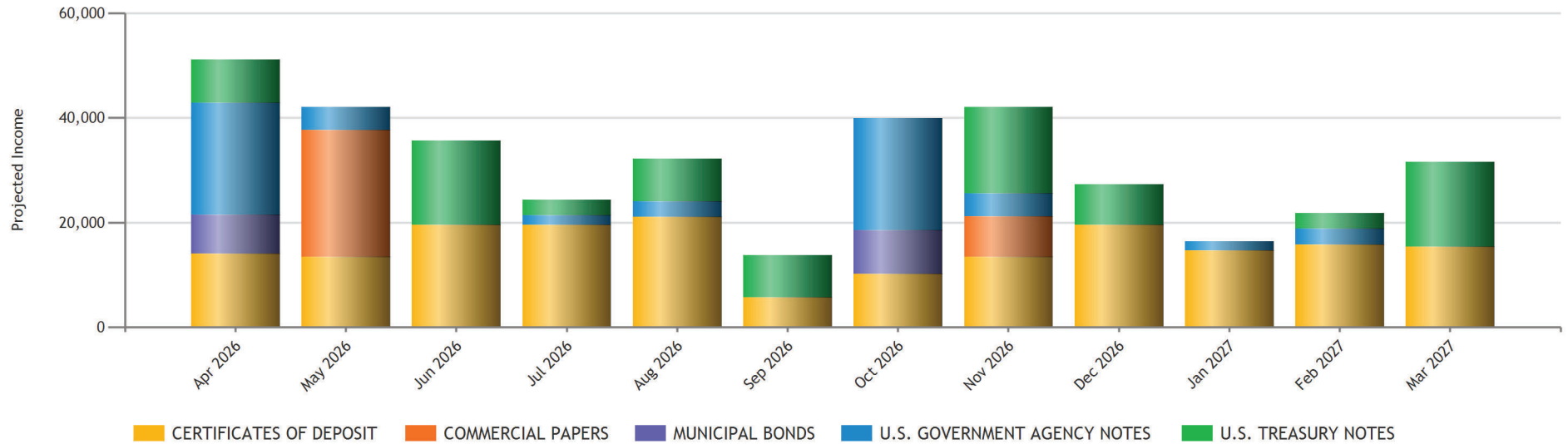


Distribution by Maturity



Allocation Information

Security Type	Market Value	% Assets	Yield	WAM
U.S. GOVERNMENT AGENCY NOTES	2,067,037.79	19.6	4.04	3.12
MUNICIPAL BONDS	430,075.25	4.1	3.94	4.22
U.S. TREASURY NOTES	2,222,618.12	21.1	4.04	3.50
CERTIFICATES OF DEPOSIT	4,713,984.90	44.7	3.87	2.61
COMMERCIAL PAPERS	1,068,813.13	10.1	4.10	0.26
MONEY MARKET FUNDS	46,966.96	0.4	3.55	0.00
Total	10,549,496.16	100.0	3.96	2.71



	Apr 2026	May 2026	Jun 2026	Jul 2026	Aug 2026	Sep 2026	Oct 2026	Nov 2026	Dec 2026	Jan 2027	Feb 2027	Mar 2027
CERTIFICATES OF DEPOSIT	14,106	13,467	19,583	19,583	21,037	5,740	10,212	13,467	19,583	14,683	15,784	15,370
COMMERCIAL PAPERS	0	24,245	0	0	0	0	0	7,699	0	0	0	0
MUNICIPAL BONDS	7,395	0	0	0	0	0	8,372	0	0	0	0	0
U.S. GOVERNMENT AGENCY NOTES	21,341	4,380	0	1,750	3,008	0	21,341	4,380	0	1,750	3,008	0
U.S. TREASURY NOTES	8,250	0	16,000	3,000	8,156	8,000	0	16,500	7,750	0	3,000	16,156
Total	51,092	42,092	35,583	24,333	32,200	13,740	39,925	42,046	27,333	16,433	21,791	31,526
Grand Total	378,093											

Pay-Date	CUSIP	Security	Amount
U.S. TREASURY NOTES			
3/2/2026	91282CLK5	US Treasury Note 3.625% Due 8/31/2029	3,625.00
3/2/2026	91282CNX5	US Treasury Note 3.625% Due 8/31/2030	4,531.25
3/31/2026	91282CMU2	US Treasury Note 4.000% Due 3/31/2030	8,000.00
			16,156.25
CERTIFICATES OF DEPOSIT			
3/2/2026	45780PDG7	Institution for Savings, MA 3.650% Due 10/29/2029	771.90
3/2/2026	61690DWA2	Morgan Stanley Bank, UT 3.850% Due 8/28/2028	4,755.01
3/2/2026	70153RNU8	Parkway Bank and Trust, IL 4.000% Due 8/30/2027	4,940.27
3/16/2026	32110YV93	First National Bank of America, MI 3.650% Due 12/17/2029	417.20
3/16/2026	35633MFY3	The Freedom Bank of Virginia, VA 3.650% Due 10/18/2027	697.20
3/16/2026	58404DXW6	Medallion Bank, UT 4.150% Due 6/17/2030	792.71
3/20/2026	88709RBQ1	Timberland Bank, WA 3.900% Due 2/22/2027	685.12
3/24/2026	09776DAZ7	BOM Bank, LA 3.650% Due 10/24/2030	697.20
3/26/2026	90355GB47	UBS Bank USA, UT 3.900% Due 11/26/2030	583.40
3/30/2026	45780PDG7	Institution for Savings, MA 3.650% Due 10/29/2029	697.20
			15,037.21
MONEY MARKET FUNDS			
3/2/2026	USBMMF	First American Treasury Obligations Fund	98.12
			98.12
TOTAL INCOME			31,291.58



Realized Gains and Losses

3/1/2026 - 3/31/2026

Purchase Date	Close Date	Quantity	CUSIP	Security	Cost Basis	Proceeds	Total Gain/Loss
							0.00
Total Gains							0.00
Total Losses							0.00
Total					0.00	0.00	0.00

Quantity	Cusip	Security Description	Moody's	S&P	Call Date	Cost Basis	Market Value	Yield at Cost	Wtd Maturity	FDIC Number	Purchase Date
U.S. GOVERNMENT AGENCY NOTES											
300,000	3135G05Y5	Federal Natl Mtg Assoc 0.750% Due 10/8/2027	Aa1	AA+		278,373.00	286,490.93	3.85	1.48		4/24/2025
350,000	3136G4ZN6	Federal Natl Mtg Assoc 1.000% Due 7/27/2028	Aa1	AA+	4/27/2026	318,535.00	327,588.34	3.94	2.26		4/11/2025
150,000	3133EMX80	Federal Farm Credit Bank 1.230% Due 8/2/2028	Aa1	AA+	4/7/2026	140,837.85	141,100.63	3.57	2.26		10/27/2025
400,000	3133ETBF3	Federal Farm Credit Bank 4.000% Due 4/1/2030	Aa1	AA+		399,496.00	402,458.65	4.03	3.60		4/9/2025
300,000	3130B5TW8	Federal Home Ln Bank 4.540% Due 4/17/2030	Aa1	AA+	4/17/2026	300,000.00	299,943.11	4.54	3.59		4/17/2025
100,000	3133ETW29	Federal Farm Credit Bank 4.170% Due 8/19/2030	Aa1	AA+	5/19/2026	99,930.00	99,344.91	4.19	3.95		1/20/2026
250,000	3130B7YU2	Federal Home Ln Bank 4.325% Due 10/15/2030	Aa1	AA+	4/15/2026	250,000.00	248,036.78	4.33	4.00		10/15/2025
240,000	3133ETU62	Federal Farm Credit Bank 3.650% Due 11/12/2030	Aa1	AA+		239,565.60	237,009.33	3.69	4.15		11/12/2025
		Accrued Interest					25,065.11				
						2,026,737.45	2,067,037.79	4.04	3.12		
MUNICIPAL BONDS											
250,000	19951BCG7	City of Columbus, OH GO 3.666% Due 10/1/2028	Aaa	AAA		250,000.00	248,743.35	3.67	2.33		10/22/2025
175,000	19951BBV5	City of Columbus, OH GO 4.331% Due 10/1/2034	Aaa	AAA		175,000.00	173,936.53	4.33	6.91		10/22/2025
		Accrued Interest					7,395.38				
						425,000.00	430,075.25	3.94	4.22		
U.S. TREASURY NOTES											
200,000	91282CLK5	US Treasury Note 3.625% Due 8/31/2029	Aa1	AA+		197,976.56	198,476.56	3.88	3.17		4/21/2025
400,000	91282CLR0	US Treasury Note 4.125% Due 10/31/2029	Aa1	AA+		399,656.25	403,296.88	4.15	3.25		4/15/2025
400,000	91282CMA6	US Treasury Note 4.125% Due 11/30/2029	Aa1	AA+		399,749.98	403,328.12	4.14	3.33		4/15/2025
400,000	91282CGB1	US Treasury Note 3.875% Due 12/31/2029	Aa1	AA+		399,359.37	399,796.88	3.91	3.43		4/21/2025
400,000	91282CMU2	US Treasury Note 4.000% Due 3/31/2030	Aa1	AA+		396,421.88	401,468.75	4.20	3.67		4/15/2025
150,000	91282CHR5	US Treasury Note 4.000% Due 7/31/2030	Aa1	AA+		150,000.00	150,486.33	4.00	3.92		7/31/2025

Quantity	Cusip	Security Description	Moody's	S&P	Call Date	Cost Basis	Market Value	Yield at Cost	Wtd Maturity	FDIC Number	Purchase Date
250,000	91282CNX5	US Treasury Note 3.625% Due 8/31/2030	Aa1	AA+		248,203.11	246,953.13	3.80	4.03		1/21/2026
		Accrued Interest					18,811.47				
						2,191,367.15	2,222,618.12	4.04	3.50		

CERTIFICATES OF DEPOSIT

229,000	88709RBQ1	Timberland Bank, WA 3.900% Due 2/22/2027				228,828.25	229,059.08	3.98	0.86	28453	8/20/2025
150,000	55316CDS2	M1 Bank, MO 3.900% Due 8/26/2027				149,850.00	150,007.10	3.95	1.35	9797	8/26/2025
245,000	70153RNU8	Parkway Bank and Trust, IL 4.000% Due 8/30/2027				244,877.50	245,368.28	4.03	1.36	19008	8/28/2025
245,000	27004PGY3	Eaglemark Savings Bank, NV 3.650% Due 10/15/2027				244,755.00	244,079.85	3.70	1.46	34313	10/15/2025
249,000	35633MFY3	The Freedom Bank of Virginia, VA 3.650% Due 10/18/2027				248,751.00	248,082.66	3.73	1.48	57184	10/16/2025
245,000	06051XZ54	Bank of America NA, NC 3.650% Due 1/21/2028				244,755.00	243,933.17	3.70	1.72	3510	1/21/2026
245,000	178180HD0	City National Bank, CA 3.650% Due 1/24/2028				244,816.25	244,020.83	3.69	1.73	17281	1/23/2026
245,000	02589AHG0	American Express Nat'l Bank, UT 4.050% Due 5/8/2028				244,632.50	245,747.15	4.10	1.97	27471	5/7/2025
140,000	05612LES7	BMW Bank of North America, UT 3.950% Due 5/9/2028				139,790.00	140,117.49	4.00	1.97	35141	5/12/2025
145,000	38150V4Q9	Goldman Sachs Bank USA, NY 3.800% Due 8/21/2028				144,782.50	144,634.30	3.85	2.26	33124	8/19/2025
245,000	61690DWA2	Morgan Stanley Bank, UT 3.850% Due 8/28/2028				245,000.00	244,605.48	3.84	2.27	32992	12/15/2025
245,000	02007QAH4	Ally Bank, UT 3.750% Due 12/4/2028				244,632.50	243,847.42	3.80	2.49	57803	12/4/2025
245,000	05614FCR2	BNY Mellon, NA 3.650% Due 12/11/2028				244,387.50	243,281.25	3.74	2.52	7946	12/9/2025
249,000	45780PDG7	Institution for Savings, MA 3.650% Due 10/29/2029				248,502.00	246,323.62	3.73	3.29	90250	10/28/2025
149,000	32110YV93	First National Bank of America, MI 3.650% Due 12/17/2029				148,702.00	147,310.27	3.73	3.40	17438	12/15/2025
249,000	58404DXW6	Medallion Bank, UT 4.150% Due 6/17/2030				248,377.50	250,427.42	4.24	3.79	57449	6/16/2025
245,000	73319FDZ9	Poppy Bank, CA 4.000% Due 7/31/2030				244,387.50	244,886.66	4.06	3.92	57903	7/31/2025
245,000	32022WEG7	First Federal Bank, FL 3.800% Due 10/17/2030				245,000.00	242,733.53	3.83	4.03	31313	10/17/2025



Portfolio Holdings

3/31/2026

Quantity	Cusip	Security Description	Moody's	S&P	Call Date	Cost Basis	Market Value	Yield at Cost	Wtd Maturity	FDIC Number	Purchase Date
249,000	09776DAZ7	BOM Bank, LA 3.650% Due 10/24/2030				248,502.00	245,135.50	3.72	4.12	1373	10/24/2025
195,000	90355GB47	UBS Bank USA, UT 3.900% Due 11/26/2030				194,512.50	193,946.34	3.99	4.18	57565	11/26/2025
245,000	795451EE9	Sallie Mae Bank, UT 3.900% Due 12/10/2030				244,387.50	243,616.66	3.96	4.20	58177	12/11/2025
Accrued Interest							32,820.85				
						4,692,229.00	4,713,984.90	3.87	2.61		
COMMERCIAL PAPERS											
250,000	06054PEJ1	Bank of America 0.000% Due 5/18/2026		A-1		242,331.25	248,722.68	4.22	0.13		8/21/2025
300,000	63307MEJ4	National Bank CDA 0.000% Due 5/18/2026	P-1	A-1		291,101.83	298,487.19	4.18	0.13		8/28/2025
250,000	60689GEK8	Mizuho Securities 0.000% Due 5/19/2026	P-1	A-1		242,321.88	248,738.25	4.22	0.14		8/22/2025
280,000	62479MLL5	MUFG Bank 0.000% Due 11/20/2026	P-1	A-1		272,300.62	272,865.01	3.78	0.63		2/24/2026
Accrued Interest							0.00				
						1,048,055.58	1,068,813.13	4.10	0.26		
MONEY MARKET FUNDS											
	USBMMF	First American Treasury Obligations Fund				46,966.96	46,966.96	3.55	0.00		
						46,966.96	46,966.96	3.55	0.00		
Total Portfolio						10,430,356.14	10,549,496.16	3.96	2.71		

**Washington-Centerville Public Library
Investment Schedules
For the Month Ended March 31, 2026**

Interest Income - Year-to-Date

	US Bank/PNC	RedTree	STAR	Total
2026	\$ -	\$ 87,938.58	\$ 66,749.77	\$ 154,688.35
2025	22,964.75	27,670.55	135,676.52	186,311.82
Change - YTD	\$ (22,964.75)	\$ 60,268.03	\$ (68,926.75)	\$ (31,623.47)

Interest Income Schedule - Next Twelve Months

	RedTree	STAR	Total
April	\$ 51,092.00	\$ 20,230.99	\$ 71,322.99
May	\$ 42,092.00	19,467.96	\$ 61,559.96
June	\$ 35,583.00	18,891.97	\$ 54,474.97
July	\$ 24,333.00	20,477.25	\$ 44,810.25
August	\$ 32,200.00	18,120.34	\$ 50,320.34
September	\$ 13,740.00	17,580.49	\$ 31,320.49
October	\$ 39,925.00	18,211.30	\$ 58,136.30
November	\$ 42,046.00	17,668.75	\$ 59,714.75
December	\$ 27,333.00	18,302.72	\$ 45,635.72
January	\$ 16,433.00	18,349.36	\$ 34,782.36
February	\$ 21,791.00	16,615.84	\$ 38,406.84
March	\$ 31,526.00	15,365.37	\$ 46,891.37
	\$ 378,094.00	\$ 219,282.35	\$ 597,376.35

See Notes to the Investment Report

Washington-Centerville Public Library
Footnotes To The Monthly Investment Statements
For the Month Ended March 31, 2026

Maturities and Calls

There were no maturities or calls during the month of March

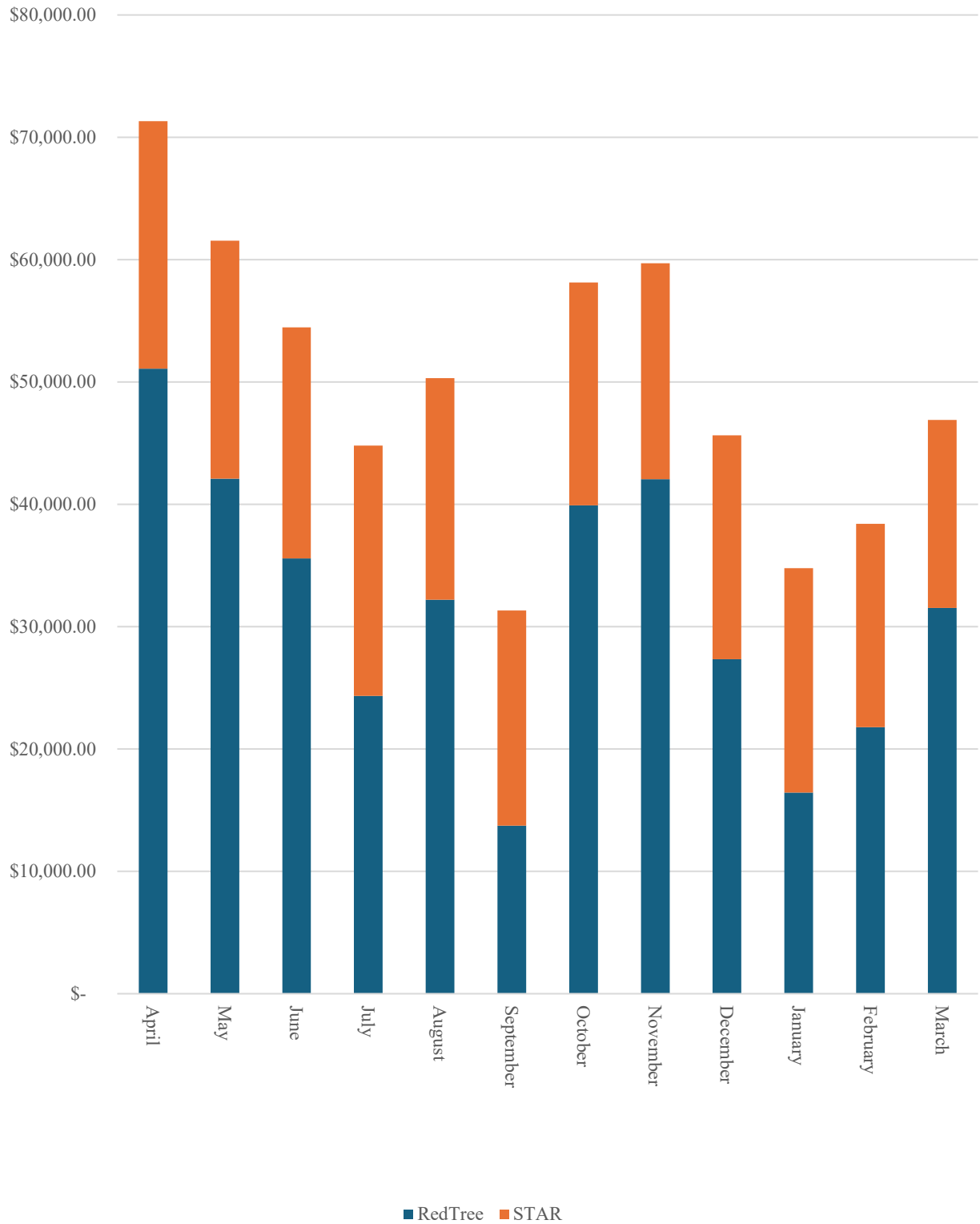
Purchases

There were no purchases during the month of March

Market Factors

The Federal Reserve opted to hold rates steady in a range of 3.50-3.75% for the second consecutive time.

Monthly Projected Investment Income - Next Twelve Months



Washington-Centerville Public Library
Check Report
April 21, 2026

Check Number	Check Date	Vendor Name	Check Type	Amount
2603	3/31/2026	Kindred Spirits Investment Management, LLC	EFT	985.79
47324	3/19/2026	U.S. BANK	Check	\$ 12,503.27
47325	3/20/2026	ALEXANDRA KINCAID	Check	100.00
47326	3/20/2026	Amazon Capital Services, Inc.	Check	4,023.95
47327	3/20/2026	ANNMARIE KELLY-HARBAUGH	Check	1,000.00
47328	3/20/2026	APG OFFICE FURNISHINGS	Check	1,885.24
47329	3/20/2026	BETH MCCULLOUGH	Check	100.00
47330	3/20/2026	DONNELLO MCCRATHY	Check	466.95
47331	3/20/2026	Group Sales Cincinnati Museum Center	Check	350.00
47332	3/20/2026	JESSICA LOUGHMAN	Check	100.00
47333	3/20/2026	JUDI HARRINGTON	Check	100.00
47334	3/20/2026	JYL CJ BARLOW	Check	1,000.00
47335	3/20/2026	KAY A. JULIAN	Check	100.00
47336	3/20/2026	LISA CHIU	Check	100.00
47337	3/20/2026	PAMELA CHANDLER	Check	1,000.00
47338	3/20/2026	RIECK MECHANICAL	Check	11,500.00
47339	3/20/2026	SHANNON SZYPERSKI	Check	100.00
47340	3/20/2026	STAPLES BUSINESS ADVANTAGE	Check	446.11
47341	3/20/2026	TRANE U.S. INC	Check	5,000.00
47342	3/20/2026	TREASURER, STATE OF OHIO	Check	136.50
47343	3/20/2026	Trigon Imaging Solutions	Check	2,467.40
47344	3/20/2026	VIVIAN ROSSWURM	Check	1,000.00
47345	3/20/2026	WOODHULL CORPORATION	Check	1,744.69
47346	3/27/2026	BUCKEYE POWER SALES CO., INC	Check	260.25
47347	3/27/2026	CENTERVILLE CITY SCHOOLS	Check	1,951.90
47348	3/27/2026	CENTERVILLE CITY SCHOOLS	Check	44,572.16
47349	3/27/2026	CHARTER COMMUNICATIONS	Check	159.99
47350	3/27/2026	CHARTER COMMUNICATIONS	Check	130.00
47351	3/27/2026	CREATIVE IMPRESSIONS, INC.	Check	2,108.00
47352	3/27/2026	DIGITAL FRINGE	Check	48.22
47353	3/27/2026	DONNELLO MCCRATHY	Check	97.54
47354	3/27/2026	HOME DEPOT CREDIT SERVICES	Check	3,827.74
47355	3/27/2026	KRONOS SAASHR, INC	Check	1,409.20
47356	3/27/2026	MARTIN J. GRUNDER JR., INC	Check	1,205.00
47357	3/27/2026	SILCO FIRE PROTECTION COMPANY	Check	596.25
47358	3/27/2026	SOLID BLEND TECHNOLOGIES	Check	1,125.00
47359	3/27/2026	STAPLES BUSINESS ADVANTAGE	Check	52.59
47360	3/27/2026	WEX Health, Inc.	Check	134.38
47361	4/2/2026	Computerized Meter Resetting System for FP	Check	2,000.00
47362	4/2/2026	AES Ohio	Check	4,006.86
47363	4/2/2026	AES Ohio	Check	51.39
47364	4/2/2026	CDW-G INC.	Check	1,168.86
47365	4/2/2026	Discount Paper Products, Inc.	Check	429.95
47366	4/2/2026	DONNELLO MCCRATHY	Check	304.14

Washington-Centerville Public Library
Check Report
April 21, 2026

Check Number	Check Date	Vendor Name	Check Type	Amount
47367	4/2/2026	FP MAILING SOLUTIONS	Check	203.85
47368	4/2/2026	HEATHER BALLARD	Check	750.00
47369	4/2/2026	KATSAM LLC	Check	162.00
47370	4/2/2026	KROGER CO.	Check	539.95
47371	4/2/2026	One America	Check	521.64
47372	4/2/2026	SCHOLASTIC INC.	Check	1,669.00
47373	4/2/2026	SHERWIN WILLIAMS	Check	177.94
47374	4/2/2026	TAFT, STETTINIUS & HOLLISTER	Check	3,982.50
47375	4/2/2026	TRANSFORMATIONS PLUS	Check	1,421.05
47376	4/10/2026	AES Ohio	Check	549.88
47377	4/10/2026	Amazon Capital Services, Inc.	Check	3,826.09
47378	4/10/2026	ANA BALLER	Check	300.00
47379	4/10/2026	AWARDS OF EXCELLENCE	Check	15.00
47380	4/10/2026	CDW-G INC.	Check	1,159.66
47381	4/10/2026	CenterPoint Energy	Check	1,005.71
47382	4/10/2026	CenterPoint Energy	Check	681.90
47383	4/10/2026	CenterPoint Energy	Check	149.50
47384	4/10/2026	CENTERVILLE ROTARY CLUB	Check	230.00
47385	4/10/2026	CHARTER COMMUNICATIONS	Check	252.00
47386	4/10/2026	CHARTER COMMUNICATIONS	Check	61.85
47387	4/10/2026	CHARTER COMMUNICATIONS	Check	135.38
47388	4/10/2026	CINTAS CORPORATION	Check	1,905.29
47389	4/10/2026	DIGITAL FRINGE	Check	68.79
47390	4/10/2026	Discount Paper Products, Inc.	Check	456.13
47391	4/10/2026	GARBER CONNECT	Check	8,697.65
47392	4/10/2026	KORRECT PLUMBING CO INC.	Check	696.23
47393	4/10/2026	ODP BUSINESS SOLUTIONS LLC	Check	349.41
47394	4/10/2026	OHIO LIBRARY COUNCIL	Check	150.00
47395	4/10/2026	PALMIERI FUNITURE LIMITED	Check	21,580.10
47396	4/10/2026	RIECK MECHANICAL	Check	72.00
47397	4/10/2026	RUMPKE OF OHIO, INC.	Check	1,089.19
47398	4/10/2026	SILCO FIRE PROTECTION COMPANY	Check	1,596.50
47399	4/10/2026	STAPLES BUSINESS ADVANTAGE	Check	359.38
47400	4/10/2026	U.S. BANK	Check	9,975.52
47401	4/16/2026	CenterPoint Energy	Check	2,065.01
47402	4/16/2026	DIGITAL FRINGE	Check	52.85
47403	4/16/2026	LEVEL 3 COMMUNICATIONS LLC	Check	416.81
47404	4/16/2026	STAPLES BUSINESS ADVANTAGE	Check	223.44
47405	4/16/2026	T-Mobile	Check	929.87
47406	4/21/2026	BRODART CO.	Check	84,872.57
47407	4/21/2026	CDW-G INC.	Check	85.26
47408	4/21/2026	CREATIVE IMPRESSIONS, INC.	Check	1,955.00
47409	4/21/2026	DELL MARKETING L.P.	Check	508.00
47410	4/21/2026	DONNELLON MCCARTHY	Check	1,434.99

Washington-Centerville Public Library
Check Report
April 21, 2026

Check Number	Check Date	Vendor Name	Check Type	Amount
47411	4/21/2026	FP MAILING SOLUTIONS	Check	221.85
47412	4/21/2026	GLEASON PROPERTY SERVICES, LLC	Check	13,668.00
47413	4/21/2026	HYLANT ADMINISTRATIVE SERVICES	Check	24,333.00
47414	4/21/2026	INNOVATIVE INTERFACES, INC.	Check	35,150.15
47415	4/21/2026	JEFF SHOEMACHER	Check	35.00
47416	4/21/2026	KANOPY, INC.	Check	1,637.00
47417	4/21/2026	KATHERINE WENNING	Check	29.99
47418	4/21/2026	LWC INC.	Check	1,900.00
47419	4/21/2026	Mark Spaulding Construction Company	Check	189,962.97
47420	4/21/2026	MARTIN J. GRUNDER JR., INC	Check	3,464.94
47421	4/21/2026	MIDWEST TAPE	Check	27,136.22
47422	4/21/2026	OVERDRIVE, INC.	Check	56.81
47423	4/21/2026	PLAYAWAY PRODUCTS, LLC	Check	6,297.33
47424	4/21/2026	SOUTH COMMUNITY	Check	546.75
47425	4/21/2026	Statista, Inc.	Check	4,793.00
47426	4/21/2026	Trigon Imaging Solutions	Check	2,403.52
47427	4/21/2026	UNIQUE MANAGEMENT SERVICES INC	Check	699.55
47428	4/21/2026	WEX Health, Inc.	Check	125.00
47429	4/21/2026	WYSO	Check	210.00
2026000053	3/24/2026	OPERS	EFT	37,520.91
2026000072	3/27/2026	INTERNAL REVENUE SERVICE	EFT	1,765.82
2026000073	3/31/2026	U.S. BANK	EFT	654.54
2026000074	3/31/2026	PAYPAL, INC	EFT	59.85
2026000075	3/31/2026	Merchant eSolutions	EFT	122.02
2026000076	3/31/2026	Nayax	EFT	196.75
2026000077	3/31/2026	OHIO BUSINESS GATEWAY	EFT	215.53
2026000078	3/31/2026	WASHINGTON-CENTERVILLE PUBLIC	EFT	100.00
2026000079	4/1/2026	HealthEquity	EFT	7,265.09
2026000081	4/10/2026	INTERNAL REVENUE SERVICE	EFT	1,791.89
2026000082	4/21/2026	COLEEN PITZER	EFT	52.35
2026000083	4/21/2026	Abigail E. Neuman	EFT	17.84
2026000084	4/21/2026	A.J. SCHWAB	EFT	51.06
2026000085	4/21/2026	ANNE WACHS	EFT	36.55
2026000086	4/21/2026	DAVE KENT	EFT	44.69
2026000087	4/21/2026	GRAHAM DOSTAL	EFT	253.92
2026000088	4/21/2026	CHRIS J. EDDINGTON	EFT	21.18
2026000089	4/21/2026	Caitlin Spratt	EFT	27.00
2026000090	4/21/2026	DANIEL FUTRELL	EFT	6.03
2026000091	4/21/2026	Laura Fitzpatrick	EFT	22.71
2026000092	4/21/2026	Rachel Knight	EFT	8.85
2026000093	4/21/2026	LAUREN RURA	EFT	17.19
2026000094	4/21/2026	SHELLY PERESIE	EFT	51.20
2026000095	4/21/2026	JENNY CATRI	EFT	12.70
2026000096	4/21/2026	SCOTT ROYAL	EFT	13.64

Washington-Centerville Public Library
 Check Report
 April 21, 2026

Check Number	Check Date	Vendor Name	Check Type	Amount
2026000097	4/21/2026	JENELLE ALLEN	EFT	10.88
2026000098	4/21/2026	WILLIAM MENKER	EFT	55.99
2026000099	4/21/2026	Katherine Watson	EFT	65.56
2026000100	4/21/2026	Gregg McCullough	EFT	2.32
		Payroll #7	ACH	135,083.47
		Payroll #8	ACH	136,966.69
				\$ 904,369.51

New Business

Washington-Centerville Public Library			
Subject	Lost or Damaged Materials – Accepting Payment		
Type (select one)	Policy	Board Approval Date	10/12/2010
Main Section (select one)	Circulation	Responsible Dept. (select one)	Public Services
Revised Date	10/2010 12/2025	Revised By	KJHRLK
Last Reviewed	09/2016 12/2025	Manual	Operations

Payment for lost or damaged materials may be made in the form of cash, accepted credit or debit card, personal check, cashier's check, or money order. Cash payments will be rounded up to the nearest nickel if a patron does not have exact change. Any cash refunds for lost materials (see Refunds for Materials Paid as Lost Procedure) will be rounded up to the nearest nickel.

Whenever a patron makes a payment for lost or damaged materials, staff must generate a printed receipt from the patron record that lists the items, along with amount and date paid.

Washington-Centerville Public Library			
Subject	Credit Card Usage – Payment of Fees and Fines		
Type (select one)	Policy	Board Approval Date	10/12/2010
Main Section (select one)	Other Services	Responsible Dept. (select one)	Public Services
Revised Date	07/2014 12/2025	Revised By	KJHRLK
Last Reviewed	08/2014 12/2025	Manual	Operations

The Library has the capability to accept credit card payments for most costs incurred at the Library. All such payments will be processed at the Circulation Desk. The following conditions will apply:

- Only accept MasterCard, Discover, and Visa Credit and Debit cards; other types of cards are not valid at the Library due to processing costs; all transactions will be processed as credit.
- Items that can be charged include the following:
 - All fines or fees applied to the patron’s Library account
 - Payment for peripheral items purchased from the Library.
 - Payment for program or meal fees for Library-sponsored events (if the payment goes to the name of the presenter, then we cannot take charges, as they automatically go into Library accounts)
 - ~~Cash for use in the copiers, printer or other Library equipment, within the limits described below~~
 - Payment for Passport Acceptance fees.
 - ~~Authorized refunds, such as refund for payment of a lost item that was paid but later found~~
- Credit card payments for fines or fees applied to a patron’s Library account can be paid in person, over the phone, or online via [eCatalogVega](#).
- Minimum amount which can be charged is \$1.00; fees less than that may be deferred until the patron has cash.
- Credit card payments will be for the exact amount owed, while cash payments will be rounded up to the nearest nickel. Patron may not receive any cash back for credit card payments, other than the amount needed for the print station or copier.

Washington-Centerville Public Library			
Subject	Returned Checks		
Type (select one)	Policy	Board Approval Date	09/16/2014
Main Section (select one)	Circulation	Responsible Dept. (select one)	Public Services
Revised Date	05/2014 12/2025	Revised By	DEFRLK
Last Reviewed	09/2016 12/2025	Manual	Operations

If a check accepted as payment for a library obligation is returned to the library for any reason, the obligation of fines and fees will be reinstated on the patron's account, along with a \$10 fee for the returned check. A letter will be sent to the patron informing them of the situation.

The Library will accept payment a second time in cash, credit card, or cashier's check only. Cash payments will be rounded up to the nearest nickel if the patron does not have exact change.

Monthly Statistics

MONTHLY STATISTICS

	CENTERVILLE			WOODBOURNE			CREATIVITY COMMONS			COMBINED		
	2025	2026	%(+/-)	2025	2026	%(+/-)	2025	2026	%(+/-)	2025	2026	%(+/-)
CIRCULATION												
Total Circulation	29,132	15,206	-47.8%	56,463	62,769	11.2%	4	6	50.0%	133,083	127,518	-4.2%
APPLICANT REGISTRATION												
Total Registrations	234	290	23.9%	237	242	2.1%				471	532	13.0%
LIBRARY CARDHOLDERS												
Total Library Cardholders										62,088	63,957	3.0%
VISITORS												
Building Visitors	3,281	5,282	61.0%	16,625	18,005	8.3%	1,805	1,396	-22.7%	21,711	24,683	13.7%
Website Visitors										219,686	205,611	-6.4%
Total Visitors										241,397	230,294	-4.6%
PATRON ASSISTANCE--ALL DEPT.												
Total Patron Assistance	2,406	1,955	-18.7%	3,972	5,585	40.6%	2,224	444	-80.0%	8,602	7,984	-7.2%
	AT THE LIBRARY			OFFSITE			VIRTUAL			COMBINED		
	2025	2026	%(+/-)	2025	2026	%(+/-)	2025	2026	%(+/-)	2025	2026	%(+/-)
PROGRAMS												
Adult Programs	20	28	40.0%	20	17	-15.0%	8	5	-37.5%	48	50	4.2%
Adult Attendees	214	344	60.7%	366	487	33.1%	495	205	-58.6%	1,075	1,036	-3.6%
General Programs	1	3	200.0%	0	1	0.0%	0	0	0.0%	1	4	300.0%
General Attendees	89	329	269.7%	0	459	0.0%	0	0	0.0%	89	788	785.4%
Children's (Ages 0-5) Programs	35	33	-5.7%	3	2	-33.3%	0	0	0.0%	38	35	-7.9%
Children's (Ages 0-5) Attendees	813	949	16.7%	46	64	39.1%	0	0	0.0%	859	1,013	17.9%
Children's (Ages 6-11) Programs	7	5	-28.6%	3	5	66.7%	1	0	-100.0%	11	10	-9.1%
Children's (Ages 6-11) Attendees	128	115	-10.2%	567	303	-46.6%	148	0	-100.0%	843	418	-50.4%
Teen (Ages 12-18) Programs	8	6	-25.0%	1	2	100.0%	1	0	-100.0%	10	8	-20.0%
Teen (Ages 12-18) Attendees	122	112	-8.2%	47	103	119.1%	39	0	-100.0%	208	215	3.4%
Total Library Programs	71	75	5.6%	27	27	0.0%	10	5	-50.0%	108	107	-0.9%
Total Library Program Attendees	1,366	1,849	35.4%	1,026	1,416	38.0%	682	205	-69.9%	3,074	3,470	12.9%

MONTHLY CIRCULATION

	CENTERVILLE			WOODBOURNE			CREATIVITY COMMONS			COMBINED		
	2025	2026	%(+/-)	2025	2026	%(+/-)	2025	2026	%(+/-)	2025	2026	%(+/-)
PRINT CIRCULATION												
Adult Books	8,311	3,736	-55.0%	17,268	18,749	8.6%	3	6	100.0%	25,582	22,491	-12.1%
Juvenile Books	16,965	7,875	-53.6%	20,048	23,645	17.9%	1	0	-100.0%	37,014	31,520	-14.8%
Off Line Transactions										13	17	30.8%
Periodicals	317	410	29.3%	1,604	1,713	6.8%	0	0	0.0%	1,921	2,123	10.5%
Young Adult Books	1,154	565	-51.0%	1,352	1,417	4.8%	0	0	0.0%	2,506	1,982	-20.9%
Total Print Circulation	26,747	12,586	-52.9%	40,272	45,524	13.0%	4	6	50.0%	67,036	58,133	-13.3%
AV CIRCULATION												
Audiobooks	1,068	658	-38.4%	2,189	2,687	22.8%				3,257	3,345	2.7%
Movies (DVDs/Blu-rays)	523	1,285	145.7%	11,764	9,991	-15.1%				12,287	11,276	-8.2%
Music (Compact Discs)	N/A	N/A	0.0%	638	811	27.1%				638	811	27.1%
Total AV Circulation	1,591	1,943	22.1%	14,591	13,489	-7.6%				16,182	15,432	-4.6%
LIBRARY OF THINGS CIRCULATION												
Board Games	297	136	-54.2%	864	1,379	59.6%	0	0	0.0%	1,161	1,515	30.5%
'Brary Bags	62	23	-62.9%	99	193	94.9%				161	216	34.2%
Cultural Passes	6	13	116.7%	14	107	664.3%	0	0	0.0%	20	120	500.0%
Hotspots	10	4	-60.0%	20	26	30.0%	0	0	0.0%	30	30	0.0%
Kits	94	35	-62.8%	147	306	108.2%	0	0	0.0%	241	341	41.5%
Streaming Devices	68	18	-73.5%	68	150	120.6%	0	0	0.0%	136	168	23.5%
Streaming Device+Hotspot Combos	11	3	-72.7%	5	15	200.0%	0	0	0.0%	16	18	12.5%
Preloaded Tablets (Launchpads)	233	192	-17.6%	383	679	77.3%				616	871	41.4%
Audio Figurines (Tonies)*	N/A	236	0.0%	N/A	901	0.0%				0	1,137	0.0%
Total Library of Things Circulation	781	660	-15.5%	1,600	3,756	134.8%	0	0	0.0%	2,381	4,416	85.5%
TOTAL PHYSICAL CIRCULATION												
Adult Circulation	9,333	5,095	-45.4%	30,507	31,043	1.8%	3	6	100.0%	39,843	36,144	-9.3%
Juvenile Circulation	18,645	9,546	-48.8%	24,564	30,129	22.7%	1	0	-100.0%	43,210	39,675	-8.2%
Young Adult Circulation	1,154	565	-51.0%	1,392	1,597	14.7%	0	0	0.0%	2,546	2,162	-15.1%
Total Physical Circulation	29,132	15,206	-47.8%	56,463	62,769	11.2%	4	6	50.0%	85,599	77,981	-8.9%
SEARCHOHIO/OHIOLINK CIRCULATION												
SearchOhio/OhioLink Borrowed*										1,444	682	-52.8%
DIGITAL CIRCULATION												
eAudiobooks										18,648	20,642	10.7%
eBooks										19,455	19,567	0.6%
eMusic										451	411	-8.9%
eVideo										2,595	2,813	8.4%
eZines (Digital Magazines)										4,891	5,422	10.9%
Total Digital Circulation										46,040	48,855	6.1%

NOTES:*

Centerville Library - renovation Mar 2025-Mar 2026; most Adult & Teen materials in storage; Juvenile materials in storage between Feb-Mar 2026

SearchOhio temporarily unavailable - starting Aug 2025

Audio Figurines (Tonies) debuted mid-September 2025

YEAR-TO-DATE STATISTICS

	CENTERVILLE			WOODBOURNE			CREATIVITY COMMONS			COMBINED		
	2025	2026	%(+/-)	2025	2026	%(+/-)	2025	2026	%(+/-)	2025	2026	%(+/-)
CIRCULATION												
Total Circulation	122,573	40,240	-67.2%	138,083	179,307	29.9%	24	25	4.2%	398,341	363,382	-8.8%
APPLICANT REGISTRATION												
Total Registrations	908	792	-12.8%	641	712	11.1%				1,549	1,504	-2.9%
LIBRARY CARDHOLDERS												
Total Library Cardholders										62,088	63,957	3.0%
VISITORS												
Building Visitors	29,544	9,142	-69.1%	41,986	50,743	20.9%	5,120	4,052	-20.9%	76,650	63,937	-16.6%
Website Visitors										744,260	477,008	-35.9%
Total Visitors										820,910	540,945	-34.1%
PATRON ASSISTANCE--ALL DEPT.												
Total Patron Assistance	8,788	4,830	-45.0%	11,083	14,452	30.4%	5,876	1,166	-80.2%	25,747	20,448	-20.6%
	AT THE LIBRARY			OFFSITE			VIRTUAL			COMBINED		
	2025	2026	%(+/-)	2025	2026	%(+/-)	2025	2026	%(+/-)	2025	2026	%(+/-)
PROGRAMS												
Adult Programs	69	65	-5.8%	50	54	8.0%	17	13	-23.5%	136	132	-2.9%
Adult Attendees	897	747	-16.7%	2,574	1,345	-47.7%	912	849	-6.9%	4,383	2,941	-32.9%
General Programs	1	5	400.0%	0	6	0.0%	0	1	0.0%	1	12	1100.0%
General Attendees	89	448	403.4%	0	1,261	0.0%	0	3,393	0.0%	89	5,102	5632.6%
Children's (Ages 0-5) Programs	99	94	-5.1%	5	7	40.0%	0	0	0.0%	104	101	-2.9%
Children's (Ages 0-5) Attendees	2,234	2,649	18.6%	237	229	-3.4%	0	0	0.0%	2,471	2,878	16.5%
Children's (Ages 6-11) Programs	24	15	-37.5%	11	9	-18.2%	1	1	0.0%	36	25	-30.6%
Children's (Ages 6-11) Attendees	474	316	-33.3%	769	490	-36.3%	148	139	-6.1%	1,391	945	-32.1%
Teen (Ages 12-18) Programs	19	17	-10.5%	1	3	200.0%	1	1	0.0%	21	21	0.0%
Teen (Ages 12-18) Attendees	324	310	-4.3%	47	123	161.7%	39	46	17.9%	410	479	16.8%
Total Library Programs	212	196	-7.5%	67	79	17.9%	19	16	-15.8%	298	291	-2.3%
Total Library Program Attendees	4,018	4,470	11.2%	3,627	3,448	-4.9%	1,099	4,427	302.8%	8,744	12,345	41.2%

YEAR-TO-DATE CIRCULATION

	CENTERVILLE			WOODBOURNE			CREATIVITY COMMONS			COMBINED		
	2025	2026	%(+/-)	2025	2026	%(+/-)	2025	2026	%(+/-)	2025	2026	%(+/-)
PRINT CIRCULATION												
Adult Books	37,759	8,336	-77.9%	42,915	56,005	30.5%	17	25	47.1%	80,691	64,366	-20.2%
Juvenile Books	56,165	24,493	-56.4%	49,567	63,750	28.6%	4	0	-100.0%	105,736	88,243	-16.5%
Off Line Transactions										43	28	-34.9%
Periodicals	2,586	626	-75.8%	3,831	4,934	28.8%	0	0	0.0%	6,417	5,560	-13.4%
Young Adult Books	3,716	1,714	-53.9%	3,642	4,283	17.6%	3	0	-100.0%	7,361	5,997	-18.5%
Total Print Circulation	100,226	35,169	-64.9%	99,955	128,972	29.0%	24	25	4.2%	200,248	164,194	-18.0%
AV CIRCULATION												
Audiobooks	4,381	1,923	-56.1%	5,629	7,284	29.4%				10,010	9,207	-8.0%
Movies (DVDs/Blu-rays)	14,948	1,554	-89.6%	26,898	30,188	12.2%				41,846	31,742	-24.1%
Music (Compact Discs)	153	0	-100.0%	1,679	2,441	45.4%				1,832	2,441	33.2%
Total AV Circulation	19,482	3,477	-82.2%	34,206	39,913	16.7%				53,688	43,390	-19.2%
LIBRARY OF THINGS CIRCULATION												
Board Games	1,082	494	-54.3%	1,918	3,978	107.4%	0	0	0.0%	3,000	4,472	49.1%
Library Bags	201	62	-69.2%	229	486	112.2%				430	548	27.4%
Cultural Passes	36	39	8.3%	42	232	452.4%	0	0	0.0%	78	271	247.4%
Hotspots	31	20	-35.5%	66	66	0.0%	0	0	0.0%	97	86	-11.3%
Kits	269	111	-58.7%	405	791	95.3%	0	0	0.0%	674	902	33.8%
Streaming Devices	212	87	-59.0%	167	414	147.9%	0	0	0.0%	379	501	32.2%
Streaming Device+Hotspot Combos	26	9	-65.4%	24	39	62.5%	0	0	0.0%	50	48	-4.0%
Preloaded Tablets (Launchpads)	965	508	-47.4%	1,071	1,856	73.3%				2,036	2,364	16.1%
Audio Figurines (Tonies)*	0	236	0.0%	0	2,560	0.0%				0	2,796	0.0%
Total Library of Things Circulation	2,822	1,566	-44.5%	3,922	10,422	165.7%	0	0	0.0%	6,744	11,988	77.8%
TOTAL PHYSICAL CIRCULATION												
Adult Circulation	54,544	10,461	-80.8%	74,211	93,278	25.7%	17	25	47.1%	128,772	103,764	-19.4%
Juvenile Circulation	64,313	28,065	-56.4%	60,091	81,216	35.2%	4	0	-100.0%	124,408	109,281	-12.2%
Young Adult Circulation	3,716	1,714	-53.9%	3,781	4,813	27.3%	3	0	-100.0%	7,500	6,527	-13.0%
Total Physical Circulation	122,573	40,240	-67.2%	138,083	179,307	29.9%	24	25	4.2%	260,680	219,572	-15.8%
SEARCHOHIO/OHIOLINK CIRCULATION												
SearchOhio/OhioLink Borrowed*										3,919	1,132	-71.1%
DIGITAL CIRCULATION												
eAudiobooks										54,116	60,389	11.6%
eBooks										56,683	58,102	2.5%
eMusic										1,130	1,140	0.9%
eVideo										7,829	7,425	-5.2%
eZines (Digital Magazines)										13,984	15,622	11.7%
Total Digital Circulation										133,742	142,678	6.7%

NOTES:*

Centerville Library - renovation Mar 2025-Mar 2026; most Adult & Teen materials in storage; Juvenile materials in storage between Feb-Mar 2026

SearchOhio temporarily unavailable - starting Aug 2025

Audio Figurines (Tonies) debuted mid-September 2025